

The Official Publication of the Worldwide TV-FM DX Association  
FEBRUARY 2004

**THE MAGAZINE FOR  
TV AND FM DXERS!**

**WWDP-DT 52  
Norwell, MA**

Tower picture by Jeff  
Lehmann

**In This Issue**

**Doug Smith's ATSC Pt. V  
Canadian Digital DXing  
Amps and UHF TV DXing  
The 16 Bay UHF Antenna  
And more...**

**TV and FM DXing was Never So Much Fun!**


---

---

# THE WORLDWIDE TV-FM DX ASSOCIATION

*Serving the UHF-VHF Enthusiast*

THE VHF-UHF DIGEST IS THE OFFICIAL PUBLICATION OF THE WORLDWIDE TV-FM DX ASSOCIATION DEDICATED TO THE OBSERVATION AND STUDY OF THE PROPAGATION OF LONG DISTANCE TELEVISION AND FM BROADCASTING SIGNALS AT VHF AND UHF. WTFDA IS GOVERNED BY A BOARD OF DIRECTORS: DOUG SMITH, GREG CONIGLIO, BRUCE HALL, DAVE JANOWIAK AND MIKE BUGAJ.



*Editor and publisher: Mike Bugaj*

*Treasurer: Dave Janowiak Webmaster: Tim McVey*

*Editorial Staff: Steven Wiseblood, Victor Frank, George W. Jensen, Jeff Kruszka, Keith McGinnis, Fred Nordquist, Matt Sittel, Doug Smith, Thomas J. Yingling, Jr. and John Zondlo,*

*Our website: [www.anarc.org/wtfda](http://www.anarc.org/wtfda)*

*ANARC Rep: Jim Thomas, Back Issues: Dave Nieman,*

**EVUD for FEBRUARY 2004**



Finally! For those of you online with an email address, we now offer a quick, convenient and secure way to join or renew your membership in the WTFDA from our page at:

<http://fmdx.usclargo.com/join.html>

Dues are \$25 if paid to our Paypal account. But of course you can always renew by check or money order for the usual price of just \$24. Either way, it's still a bargain!

## Omaha 2004!

This year, Omaha is the place to be! Make plans now to attend WTFDA Convention 2004. Watch this space for more info. If you're connected to the internet, bookmark this page:



<http://www.amfmdx.net/WTFDA2004/>

## CONTENTS

Page Two	2
Mailbox	3
TV News...Doug Smith	5
ATSC Primer Part V...Doug Smith	11
Photo News...Jeff Kruszka	13
Southern FM DX...John Zondlo	16
Western TV DX...Victor Frank	18
Weather DX...Jason Koralja	20
Canadian Digital DX...Bill Hepburn	21
Amplifiers for VHF/UHF...Bob Cooper	23
The 16 Bay UHF Antenna	25
Editors and Submission Info	31

It must be February. Both Matt Sittel and Keith McGinnis told me that they have either very little or nothing to send in this month. With the weather and lack of DX, that is understandable. Also FM News never made it here either so we're hoping for next month.

So, what we have for you this month is an article by Bob Cooper that I have been sitting on for a few months now plus a great article that was found on the internet. We have contacted the writer and received permission to reprint here in the VUD. So if you like the 16 bay article, he has also written one on 32 bays. We have permission to run that one also.


But for now, enjoy this issue! -Mike

## FM ATLAS #19

Bruce Elving's newest listing of FM Stations is just \$23.00. Send your check or money order to FM Atlas, PO Box 336, Esko, MN 55733-9413 and keep it next to your radio or in the glove box of your car!

## Sportsradio!

Jim Thomas tells you who's on what station and when...basketball, football, baseball, hockey, racing...just about everything! Send your check for \$12.00 to WTFDA, PO Box 501, Somersville, CT 06072 (checks payable to Dave Janowiak).





# The Mailbox

P.O. Box 501, Somersville, CT USA 06072  
MIKE BUGAJ MBUGAJ@SNET.NET

---

## FEBRUARY 2004

Well, what do you make of the winter skip season, so far? Or maybe the question should really be what skip season. Oh, there have been a couple of openings that brought in WESH and WPBT on channel 2, and Rick Lewis had a bang-up opening into FM from his home in Arizona, but overall, thus far, the Es season has passed us by and it appears that we'll have to wait for April or May for something big to happen. But, you never know.

## MEMBERS AND MORE

My almost daily trips to the post office netted me renewals from the following members: **Todd Emslie (AUS), Jim Thomas (CO), Adam Rivers (MA), Dave Pomeroy (KS), Lenny Goldberg (OR), Charles Gauthier (QC), James Nahirniak (MI), Peter Oprisko (IN), Tom Yingling (MD), Paul Hansen (MA), Charles Burnham (NY) and Russ Edmunds (PA). Les Rayburn (AL), William Black (DC), Bill Nollman (CT) and Rick Shaftan (NJ)** renewed with Paypal. Thank you everyone and I hope you enjoy another year with us!

## THE LG DTV TUNER

Glen Hale tells us all about this new set top box: "I've had a new DTV tuner for a couple of days and really like the features/performance.

The LG LST3100A is a very good DTV receiver. Its RF performance is quite good and it has some "DX friendly" features that make it stand out. While the "DX friendly" features don't match the extensive diagnostic info you get from the WinTV-D, this is the best DTV tuner I've seen for a set-top-box.

The "manual channel add" feature allows you to manually step through DTV channels while at the same time viewing a signal meter. This is great for fine tuning a weak signal. If the station becomes strong enough to decode, you'll see/hear it while you're still in the menu. The receiver gets a "sniff" of a signal on stations that are very weak. Under deadband

conditions, it detects a signal from Indianapolis (150 miles away). This will be extremely helpful in a band opening determining what's out there, even if it's not yet strong enough to be decoded. The receiver does support PSIP station ID. It doesn't seem to receive full program information, but will at least show you what station you're getting. Channel scanning is very fast. It took less than a minute to scan 2-69. The "EZ Add" function allows you to scan channels again, without losing previous results. This receiver also recovers from signal breakup very quickly.

The Motorola I reviewed previously will be returned. The LG is a "keeper".



THE LG LST3100A SELLS FOR ABOUT \$399

## A FEW WORDS FROM TOM BRYANT

Tom Bryant, who stepped down from the WTFDA Board of Directors in December, prepared a statement regarding his time on the board, the status of the club, and the timing of his resignation. Here are his comments.

While my tenure on our Board of Directors wasn't particularly long, I view it as both progressive and productive.

My appointment came about as a result of complaints I had lodged regarding several aspects of club operation; particularly vacancies on the Board, and accessibility of club leaders. Both of those issues were subsequently addressed. There are no longer any such problems, nor do I believe there will be in the foreseeable future.

With those kinks ironed out, along with changes in personal interests since retirement, I'd been considering stepping aside for quite some time.

When Doug Smith became available to serve on the Board, it was time for me to make my move.

WTFDA has a good solid governing group, and I believe it will now be even stronger and more attuned to the changing face of DXing than\_ever.

Please allow me to indulge in a few personal reflections.

Thanks to Bill Thompson for appointing me. He was the target of many of my complaints, yet he put me in a position which sometimes found me opposing the status quo. His ultimate target was to do what was best for WTFDA, and I fully agreed with that stance. In the long run, Bill and I worked together harmoniously.

Thanks to Greg Coniglio and Bruce Hall, who were appointed at the same time as I. They, too, pushed for openness and efficiency of operation and have established themselves as good solid leaders.

Special thanks to Dave Janowiak. At first, I didn't appreciate Dave as much as I should have, but came to understand that he's part of the bedrock of the club's solid foundation. His insight was invaluable and his cautious approach to touchy issues a stabilizing factor.

Thanks also to Mike Bugaj. I'm not much for putting people on pedestals, and I don't think Mike likes to be on them; but I need to state that his contributions to WTFDA have been more significant than any I can recall since joining the organization some 20 years ago. Mike is innovative, creative, savvy, and a lot more. His ideas have guided us into the internet era of club participation, while not leaving 'unwired' members in a void. In addition, as editor/publisher of the VUD, he has adeptly taken the printed pulsebeat of the club and brought about improvements that have transformed it into one of the best DXer publications\_anywhere.

Thanks to those of you who contacted me with thoughts, suggestions, ideas, and questions. Your input was always appreciated, and in most cases your ideas led to improvements that were of benefit to all. Among my goals was to keep an open mind and be fair and impartial to everyone. I hope I met that objective. To my way of thinking there is nothing more important than serving our\_members.

Finally, to Doug Smith, best wishes for what I hope will be a very long run as a board member. Doug's track record is no secret. His contributions to WTFDA in print, on line,

and in an advisory capacity, are already well documented. It's my opinion that he has the tech know-how and the temperament to steer us through the transition to the various evolving digital broadcast formats that are impacting us as DXers.

So, as I step aside, I am confident that our club is in good shape, and getting better. There's little else I (or any of us, I trust) could hope for as we enter this New Year.

## UHF ANTENNAS

Here's a company you probably never have heard of. The name is Televes and they are located in La Coruna, Spain. Televes makes a popular line of UHF antennas. Many DXers in Europe use them and a couple of WTFDAers use them for DXing the DTV channels. Here's one of the most popular antennas they make, the Televes 1443, which tunes UHF channels 21-69. We might even do a cover on Televes in the near future.



TELEVES 1443

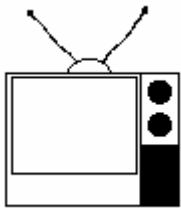


TELEVES PRO RANGE 1046 WITH FILTER

These are also available from a company in Burbank, California called A Tech Fabrication.

Well, that's all for this month. Our current membership stands at 272. Tell you friends about us. They might like us.

See you all next month! -Mike



# TV News

Douglas E. Smith  
 1385 Old Clarksville Pike  
 Pleasant View, TN  
 37146-8098  
[w9wi@w9wi.com](mailto:w9wi@w9wi.com)  
<http://www.w9wi.com>

## February 2004

### Abbreviations:

AF	Applied For (a new station)	PG	Power change granted
Aux	Auxiliary (backup) transmitter	PR	Power change requested
CC	Callsign change	QC	Channel (frequency) change on the air
CL	City-of-license change	QG	Channel change granted
DE	License/permit deleted	QR	Channel change requested
FC	Programming (format) change	RE	Reinstated (previously-dismissed app.)
FTP	Failure to Prosecute	ROA	Request of Applicant
GA	Granted amendment (to table of channel allotments)	SI	Off the air (silent)
LC	License to Cover	STA	Special Temporary Authority
NS	Permit granted for new station	XC	Transmitter site changed
NW	New station on the air	XG	Transmitter site change granted
PA	Proposed Amendment	XR	Transmitter site change requested
PC	Power (and/or tower height) change on the air		

### News:

(full-power analog stations in **bold face**; LPTV and translators in regular type; full-power digital stations in **bold italics**)

#### Alabama:

Cullman	27WCQT-LP	QG fm W52BJ; CC; 16kw
Greensboro	3 WDVZ-CA	PC<1.6kw, 33-09-36/87-30-55
Montgomery	5 WBXM-CA	XR 32-22-35/86-18-38, already granted
Somerville	29WMJN-LP	QG from ch. 43, 12kw, 34-30-43/86-50-55; CL from Decatur

#### Alaska:

Anchorage	45K45HQ	QG fm K22FV, 35.5kw, 61-20-11/149-30-48
-----------	---------	---

#### Arizona:

Many Farms	30K30GL	QC from K67AF, 5.11kw
Phoenix	27KAZT-CA	PC>34kw, 33-20-02/112-03-41
Phoenix Prescott	41KPSW-CA 63K63GX	FC to Azteca PR>150kw, 34-25-47/111-30-16; CL from Flagstaff
Prescott	69K69IP	PR>150kw, 34-25-47/111-30-16; CL from Flagstaff

<b>Tucson</b>	<b>19KTTU-DT</b>	<b>NW 480kw/1123m, 32-24-56/110-42-50</b>
<b>Tucson</b>	<b>32KOLD-DT</b>	<b>NW 108kw/1123m</b>

#### Arkansas:

El Dorado	61K46DT	QR from ch. 46, 150kw
Mountain Home	7 K07XL	PG>580w
Searcy	43K43IM	QG fm K54GT (and before that, K12MY), 150kw, 35-22-53/91-31-30
Springdale	4 K04PV	QG fm K15DR, 3kw

#### California:

<b>Barstow</b>	<b>44KHIZ-DT</b>	<b>NS 1000kw/596m</b>
<b>Bishop</b>	<b>20960702KT</b>	<b>AF RE 178kw/917m, 36-58-38/118-07-13</b>
Chico	2 K02OA	PR>3kw, 39-57-29/121-42-49
Chico	28KKPM-CA	PC>135kw, 39-12-20/121-49-06
Coalinga	40K42DT	QR from ch. 42, 150kw, 36-45-23/121-30-05
Daggett	48K48IP	QG fm K61AE
Daggett	50K50HV	QG from K69FJ
Fresno	38KHSC-LP	QC fm K66CQ (& CC from K38GM), 40kw

Fresno 39KMSG-LP QG from ch.  
55, 39kw,  
37-04-26/  
119-25-52

Hanford 14KHMM-CA QC from ch.  
16, 2kw,  
37-04-10/  
119-24-40

**Huntington Bch** **48KOCE-DT PR<949m**

Los Angeles 27KNLA-LP QR from ch.  
67 dismissed;  
PR<6kw on  
this channel

Lucerne Valley 68K68CW FC; sold to  
KRCA-62

Mariposa 38K27GZ QR from ch.  
27, 2.8kw

O'Neals 38KHSC-LP QC from ch.  
66, 40kw

**Rancho Palos Verdes** **44KXLA NW**  
**2354kw/949m**  
**34-13-35/**  
**118-03-58**

Red Bluff 3 KMCA-LP QG from ch.  
49, 110w

Sacramento 22K22FR PG>34.9kw

San Francisco 28KBIT-CA PG>24kw,  
37-41-15/  
122-26-01

**Vallejo** **34KFSS-DT NW**  
**150kw/419,**  
**37-45-19/**  
**122-27-06**

**Ventura Colorado:** **49KJLA-DT PR<937m**

Breckenridge 26K26GY PG>360w,  
39-29-47/  
106-01-43

Colorado Springs 57KXTU-LP PR>135kw

Durango & Hermosa 31K31FV QC fm K68AZ,  
1.99kw

Lake George 29K58FY QR from ch.  
58, 1.2kw

Mt. Morrison 23KDEO-LP PR>35kw; CL  
from Aurora

Red Cliff 28K28HI PG<20w

Trinidad, Valdez, Etc. 15K69CX PR<640w,  
37-08-45/  
104-28-09

Vail 45NEW-LP AF RE 25kw,  
39-37-06/  
106-23-08

**Connecticut:**  
**Bridgeport** **42WSAH-DT PG**  
**1000kw/164**  
**41-16-44/**  
**73-11-08**

Hartford 48WMLD-LP QG from ch. 6,  
50kw,  
41-47-48/  
72-47-52

**New Haven Delaware:** **10WTNH-DT requests DA**

Wilmington 14WTSD-CA PC>146kw,  
40-02-30/  
75-14-11

**District of Columbia:**

Washington 47WMDO-CA QC from ch.  
30,  
10kw;PR>24k  
w on ch. 47.

**Florida:**

Bradenton 18WSVT-LP PC>50kw,  
27-56-48/  
82-27-26

Gainesville 33WBXG-CA QC from ch.  
31, 23.6kw

Jacksonville 50W50CO QC fm  
W65CU,  
16.5kw

Miami 34WVFW-LP QC fm  
W24CA,  
120kw,  
25-59-34/  
80-10-27; CL  
from Marathon

Miami, Etc. 50WVEB-CA QR from ch.  
21, 126.5kw,  
25-58-15/  
80-12-32

**Pensacola** **44WJTC PC>457m**

Pompano Beach 21WDLP-CA PR>126.5kw,  
25-58-15/  
80-12-32

**Sarasota** **40WWSB XC 27-33-21/**  
**82-21-49**

**Georgia:**

Atlanta 45W55CR QR from ch.  
55, 115kw,  
33-44-41/  
84-21-36

Augusta 6 WJBF **PG>495m,**  
**33-24-20/**  
**81-50-01**

**Savannah Savannah** **3 WSAV-TV PR<442m**  
**39WSAV-DT PR>442m**

**Idaho:**

Boise 18KCLP-CA QR from ch.  
38, 60kw

Boise 51KCBB-LP QC fm K64EJ,  
150kw,  
43-44-23/  
116-08-14

Bonnars Ferry 50K13HQ QC from ch.  
13, 760w, 48-  
36-38/ 116-15-  
28

Pocatello 41K15DG QR from ch.  
15, 16kw

Preston 23K23GR QG fm K36AD

**Illinois:**

**Chicago** **19WGN-DT PG>645kw**

**Chicago** **47WTTW-DT AF 150kw/474**  
**(aux)**

**Peoria** **46WTVP-DT NW**  
**200kw/216**

Peoria 50W50DD QG from ch.  
41, 44.5kw

**Indiana:**

**Bloomington** **14WTIU-DT NW**  
**224kw/221**

**Bloomington** **30WTIU PC>1622kw/**  
**221m**

**South Bend** **35WNIT-DT PG<333m,**  
**41-36-49/**  
**86-11-20; NW**

**Iowa:**

Davenport 10WBQD-LP QG from ch. 26, 3kw  
 Knoxville 21K21EM XR 41-13-35/92-44-48; CL from Ottumwa  
 Knoxville 51K51FJ XR 41-13-35/92-44-48; CL from Ottumwa  
 Ottumwa 18K18GU QG from K33AA, 100kw  
 Ottumwa 21K21EM PG>150kw  
 Ottumwa 51K51FJ PG>150kw  
**Kentucky:**  
**Hazard 12WYMT-DT NW 50kw/398**  
**Louisiana:**  
 Crowley 31KAGN-LP PC>17.8kw, 30-19-20/92-22-40  
 Shreveport 42K42FE PG>46kw, 32-28-25/93-46-13  
**Maine:**  
 Bangor 22WFVX-LP PC>2kw, 44-45-45/68-33-58  
**Maryland:**  
**Baltimore 45WBFF PG<383m**  
**Massachusetts:**  
 Boston 26WHDN-LP PC>15kw, 42-21-31/71-03-33  
 Springfield 51WDMR-LP QG from ch. 65, 142kw  
**Michigan:**  
**Ishpeming 10WBUP NW 133kw/105 46-21-10/87-51-15**  
**Saginaw 30WEYI-DT PR 193kw/356**  
**Traverse City 31WGTU-DT PG 64.8kw/393**  
**Minnesota:**  
**Bemidji 18KAWE-DT NW 50kw/252**  
 Willmar 34K52GK QR from ch. 52, 1.3kw  
 Willmar 50K54GG QR from ch. 54  
**Mississippi:**  
 Columbus 25W25AD PC>9.2kw, 33-33-00/88-23-59  
 Jackson 10WBMS-CA PC>3kw  
**Nebraska:**  
 Lincoln 56KWAZ-LP QC from ch. 22, 11.9kw  
 Omaha 48KOHA-LP QR from ch. 65, 150kw, 41-18-40/96-01-37  
**Nevada:**  
 Las Vegas 28KVPX-LP QG from ch. 59, 43kw  
 Mina-Luning 16K16FU NS 220w, 38-23-40/118-03-00

**New Hampshire:**

Nashua 13WYCN-LP PR>120w, 42-43-23/71-27-39  
**New Jersey:**  
 Cherry Hill 42W68DN QR from ch. 68 dismissed ROA  
**Newark 68WFUT AF 3000kw/336 40-45-22/73-59-12 (aux); NS NS 1400kw/321 40-45-22/73-59-12 (aux)**  
**Paterson 41WXTV NS 1400kw/321 40-45-22/73-59-12 (aux)**  
 Springville 41WNAI-LP PR>140kw, 40-02-30/75-14-11; CL fm Cherry Hill  
**New Mexico:**  
 Albuquerque 48KTFA-LP PC>147.1kw  
 Capitan, 33K33GD QC from K55AC, 1.4kw  
 Ruidoso  
**Las Cruces 22KRWG-TV XC 125m, 32-15-33/106-58-30**  
**Roswell 21KRWB-TV NW 5000kw/128m 33-06-01/104-15-15**  
 Roswell 50K30HI QR from ch. 30, 5.4kw  
**New York:**  
**Binghamton 34WIVT PC>2820kw/283m, DA**  
**Binghamton 46WSKG-TV PC 490kw/408, 42-03-40/75-56-46**  
**Buffalo 2 WGRZ-TV PC>93.3kw/311m**  
**Garden City 22WLIW-DT NW 92kw/111**  
**Jamestown 27WNYB-DT PG 500kw/463, 42-23-36/79-13-44**  
**Schenectady 34WMHT-DT NW 325kw/426 42-37-31/74-00-38**  
**North Dakota:**  
**Dickinson 19KXMA-DT PG<50kw/217 46-43-35/102-54-57**  
**Grand Forks 27KCPM PG<18kw/96 m, 47-57-45/97-03-12; PC**  
**Minot 45KXMC-DT NW 50kw/249**  
**Williston 14KXMD-DT PG<50kw/257 48-08-30/103-53-34**  
**Ohio:**  
**Bowling Green 56WBGU-DT PG 190kw/320**  
**Canton 17WDLI-TV PR>1000kw/278m, 41-03-20/81-35-38**

Portsmouth	66W66CZ	PG>12.4kw	Farragut	-14W14CX	QC from
<u>Oklahoma:</u>			Knoxville		W50CG, 45kw
Elk City	29K29EI	QC from ch. 52, 9.98kw	Knoxville	14W50CG	QC from ch. 50, 45kw
<b>Elk City</b>	<b>31KEYU-DT</b>	<b>AF</b> <b>700kw/305,</b> <b>35-18-53/</b> <b>101-50-47</b>	Stanton	38W38BY	PR>150kw, 35-24-56/ 89-23-18; CL from Jackson
Lawton	38K38GL	QC from K15DJ, 53kw	Union City	26WUWT-CA	PG>150kw
<b>Norman</b>	<b>46KOCM</b>	<b>NW (relig.)</b> <b>1000kw/416m</b> <b>35-35-52/</b> <b>97-29-22</b>	<u>Texas:</u>		
Strong City	30K30EF	PG>9.9kw	Austin	32KGBS-CA	QC from ch. 65, 10kw
<u>Oregon:</u>			Bryan	40KRHD-LP	QC from ch. 34, 89.1kw
Eola	52K52HY	PG>150kw, 44-59-59/ 122-41-41	<b>Corpus Christi 3 KIII</b>		<b>PR&gt;292m;</b> <b>PC&gt;288m</b>
Medford	25K52EE	QR from ch. 52, 18kw, 42-03-53/ 122-28-41	<b>Corpus Christi 8 KIII-DT</b>		<b>NS 160kw/269</b>
Merlin	20K56FN	QR from ch. 56, 4.95kw, 42-36-54/ 123-21-57	Corpus Christi	24KCCX-LP	QG from ch. 25
Newberg	51KOXO-CA	PC<118kw, 45-29-24/ 122-41-53	Dallas	34KJJM-LP	XR 32-35-21/ 96-58-13; already XC
<b>Portland</b>	<b>27KOPB-DT</b>	<b>PG</b> <b>710kw/509,</b> <b>45-31-21/</b> <b>122-44-45</b>	<b>Dallas</b>	<b>45KDTX-DT</b>	<b>PR&gt;1000kw/</b> <b>494m,</b> <b>32-32-36/</b> <b>96-57-32</b>
Salem	21K21GX	QG from K61CC, 4.46kw	De Soto	31K31GL	QC fm K65BC, 150kw, 32-35-19/ 96-58-05
Tri City	22K22GX	QG from K19AD, 13kw	<b>Decatur</b>	<b>29KMPX</b>	<b>FC to</b>
<u>Pennsylvania:</u>			<b>Denton</b>	<b>2 KDTN</b>	<b>PG&lt;445m,</b> <b>32-32-36/</b> <b>96-57-32; FC</b> <b>to Daystar</b> <b>relig.</b>
<b>Allentown</b>	<b>46WFMZ-DT</b>	<b>PG&gt;500kw</b>	DeWalt	34KVIT-LP	QC from ch. 28, 40kw, 29-34-16/ 95-30-38; CL from Victoria
<b>Allentown</b>	<b>69WFMZ-TV</b>	<b>PC&gt;5000kw</b>	Fort Worth	47KUVN-CA	QC from ch. 31, 16.2kw
<b>Philadelphia</b>	<b>67WCAU-DT</b>	<b>NW</b> <b>560kw/377,</b> <b>40-02-30/</b> <b>75-14-11</b>	<b>Houston</b>	<b>24KETH-DT</b>	<b>NW</b> <b>800kw/545,</b> <b>29-33-44/</b> <b>95-30-35</b>
Sharon	29W29CO	QC from W50BF, 8.9kw	<b>Kerrville</b>	<b>35KRRT</b>	<b>PG&lt;515m</b>
<b>York</b>	<b>47WPMT-DT</b>	<b>PG 933kw/385</b>	Lubbock	51KBZO-LP	PC>60kw, 33-31-33/ 101-52-07
<u>Rhode Island:</u>			Lufkin	42KLNLM-LP	PR<5.9kw, 31-21-55/ 94-45-59
<b>Providence</b>	<b>13WPRI-DT</b>	<b>PG&gt;18kw/305</b>	Memphis	30K30HH	QC from no offset to zero
<b>Providence</b>	<b>21WSBE-DT</b>	<b>PR&gt;268m</b>	<b>Nacogdoches</b>	<b>19KLSB</b>	<b>FC to CBS</b>
<u>South</u>			San Antonio	14K14LM	QC fm K57GO, 53.1kw, 29-26-29/ 98-30-22
<u>Carolina:</u>			Uvalde	42K42GJ	QG fm K59EY, 9.99kw, 29-21-46/ 99-37-14
<b>Columbia</b>	<b>47NEW</b>	<b>PR</b> <b>1500kw/174</b> <b>34-02-39/</b> <b>80-59-52</b>			
<u>South Dakota:</u>					
<b>Sioux Falls</b>	<b>23KCSD-TV</b>	<b>PR&lt;11.2kw</b>			
<b>Sioux Falls</b>	<b>24KCSD-DT</b>	<b>NW</b> <b>29kw/75m,</b> <b>43-34-28/</b> <b>96-39-19</b>			
<u>Tennessee:</u>					
Bolivar	64W64BZ	PR>150kw, 35-12-02/ 88-58-30; CL from Jackson			



West Lake Hills47KTXU-LP QG from ch.  
38, 3kw,  
30-19-23/  
97-47-58; CL  
fm San  
Marcos

**Utah:**

Beaver 7 K07GY PG>130w  
Beaver 9 K09CS PG>130w  
Beaver 11K11CX PG>130w  
Beaver 13K13CV PG>130w  
Cedar City 5 K05HB PG>1.47kw,

Cedar City 7 K07GQ PG>390w  
Cedar City 9 K09CJ PG>390w  
Cedar City 11K11CQ PG>390w  
Cedar City 13K13CP PG>390w, QG

Enterprise 13K13HH PG>900w,  
37-36-08/  
113-44-13; on

Heber City 25K25HF QC fm K40DL,  
1.43kw,  
40-33-45/  
111-28-30

Kanarraville 47K47IS NS 68w,  
37-29-13/  
113-12-18

**Salt Lake City 38KSL-DT** NW aux  
295kw/1128m  
40-39-35/  
112-12-02

**Salt Lake City 5 KSL-TV** PC  
33.6kw/1157  
m

**Virginia:**

Charlottesville 19860410KP PR<1000kw/  
307m,  
37-59-00/  
78-29-02

**Fairfax 57WNVC-DT** NS  
7.3kw/174m

**Goldvein 30WNVT-DT** NS 160kw/229  
Hampton 51W51DO QG fm  
W21AQ,  
50kw, 37-04-  
41/  
76-26-47

Norfolk 45WNLO-CA PG>139kw,  
36-49-14/  
76-30-41

Richmond 17WXOB-LP PR>131kw  
Tazewell 21W21CG PG>27.5kw

**Washington:**

Ellensburg 49KWWA-LP PC<8kw  
Longview 34K34HK QG from ch.  
68, 20.4kw

**West Virginia:**

**Charleston 8 WCHS-TV** PR  
49.6kw/532

**Charleston 19WVAH-DT** PG 475kw/505

**Charleston 41 WCHS-DT** PR 475kw/514

**Morgantown 33WNPB-DT** NW  
108kw/441

**Wisconsin:**

**Fond du Lac 68WMMF-TV** PR>4986kw/  
195m,43-26-  
20/ 88-31-29

**Green Bay 42WPNE-DT** PG>200kw  
Janesville 29W65EE QR from ch.

Madison 23W23BW PC>38.5kw,  
43-03-09/  
89-28-42

Milwaukee 18W53CC QR fm  
W55CG,  
15kw, 43-05-  
44/  
87-54-17, CL

from  
Ludington, MI  
dismissed  
ROA

Milwaukee 38W69DF QR from ch.  
69, 34.5kw,  
43-05-15/  
87-54-13, CL

from Quincy,  
IL dismissed  
NS 150kw,  
45-40-03/  
89-12-29

Tomah 51WDLS-LP QG from ch.  
58

**Wyoming:**

Gillette 6 K06JM PC>3kw,  
44-15-24/  
105-41-40



**Puerto Rico:**

**San Juan 32WTCV-DT** PR<3.9kw/505  
18-16-30/  
66-05-36



**U.S. Virgin Is.**

Charlotte 14WVGN-LP NW 700w,  
Amalie 18-21-26/  
64-58-17; CC  
from W14CP

**C. Amalie 44WTJX-DT** PG>50kw  
**Christiansted 39WCVI-TV** PC>26.67kw/  
134m

Thanks to Kevin Redding and Bill Draeb for information appearing elsewhere in this month's column.

KEYU (Oklahoma) already has a permit for analog operation on channel 31. They're one of the stations that's too new to get a second channel for digital ? presumably they will do a "flash cut" to digital operation at some future date. Or build as a digital-only station.

The application in Bishop, California is a merger of several mutually-exclusive applications. It's the only valid application remaining for this channel. Petitions to deny this application will be accepted at the

Commission until February 18<sup>th</sup>; if no such actionable petitions are filed by then, this application will be granted.

W52DV will be a translator of WFXS-55 Wittenburg/Wausau.

Bill reports WIWB-DT 21 has been operating intermittently. I note the DTV is still operating under program test authority; minimum operating schedule regulations don't yet apply to this (and many other!) DTV station.

KLSB-19 has been operating as a satellite of NBC affiliate KETK-56, with relatively low power and a tower at a considerable distance from KETK's. The market has been lacking a

CBS affiliate since KFXK-51 switched to Fox.

KETK is building a new, higher tower east of Jacksonville, Texas; and KLSB has a permit to move to the same tower. In fact, channels 19 and 56 will have the exact same facilities when this move is complete. Of course, at that point it no longer makes sense for both stations to be NBC affiliates!

I would expect to see an application in the near future to move both stations' digital facilities to the new tower as well. (right now KLSB's DTV permit is for the new tower, but KETK's is at the old site)

Nothing interesting in Canada this month.



# SATELLITE NEWS

**GEORGE W. JENSEN**

**4604 ANTANNA AVE, Baltimore, MD 21206-4220**

**SCISATMAN@AOL.COM**

Again, not an avalanche of items, but some that are important.

From GE7 - 137 West - Deleted Fox Movie Channel is now on 4DTV (Digicipher) on Galaxy 4 Ku channel 251.

Satcom C4 - Deletions - 13 - Travel Channel to 4DTV same satellite Ch 602

15 - Animal Planet to 4DTV same satellite Ch 603

601 - TV Games Horseracing - NOW just color bars

SATELLITE REPLACEMENT - Galaxy 9 - C Band Only is now Galaxy 12 (C and K Band) Was launched in 2003.

Transponder 2 - Gospel Music Television VC2 - DELETE THIS as well as the Audio Sub-Carriers - Truth Radio Network 1 and 2, Genesis Communications Network and American Freedom Network - none of this has been seen elsewhere.

Galaxy 10 - C Band - The Outdoor Channel WILL convert to MPEG 2 SOON. Delete Pay-Per-View channels 321 and 322 as well as 337 - Playboy Pay-Per-View. Guthy-Renker Infomercials 4 is now on channel 782.

AMC1 - 103West - delete 20 - MTV 2 - may be on C3 Digicipher.. Also delete 23 - another transponder for TV Games VC2

AMC4 - Delete the following:- XPDR 10-HBO2 East now on G 1 channel 103

XPDR 12 -HBO2 West now on G1 channel 105

XPDR -17 - Moremax East now on G1 channel 127

XPDR 19 - HBO Signature now on G1 channel 106

Galaxy 4 - Ku-Band - add the following:- 251 - FOX MOVIE CHANNEL

253 - Lifetime Movie Networ

600 - Toon Disney

620 - National Geographic Channel

Intelsat 806? at 40 West - delete XPDR 31 - ATC - Ch 7 - Buenos Aires, Argentina and Audio-Subcarrier Radio Nacional to MPEG 2 - location unknown.

That's all for this month - see you in 30. "73"s and good DX

# ATSC PRIMER PART V

DOUG SMITH

## *Channel allocation issues*

DXers have expressed surprise at many of the DTV channel allocations. The old rules that applied to analog TV have been tossed out, the FCC has started again from scratch. Expect the unexpected...

One important goal of the DTV transition has been to reduce the amount of spectrum used by over-the-air television. The two-way radio and mobile-telephone industries have long coveted TV spectrum<sup>1</sup>. Television use of the UHF spectrum especially has been very inefficient. Many UHF channels are unusable *taboos* because of shortcomings of crude early UHF receivers. If a channel 30 station exists in a city, the following other UHF channels are unusable for the listed reasons:

<b>Channel(s)</b>	<b>Radius</b>	<b>Reason</b>
22, 38	31km	IF beat
25-28, 32-35	31km	Intermodulation
29, 31	88km	Adjacent channels
23, 37	96km	Local oscillator
16, 44	96km	Sound image
15, 45	120km	Picture image

That's nineteen channels rendered useless by a single assignment. If a way could be found to clear some of these taboos, existing TV stations could be accommodated in a much smaller slice of spectrum.

Cable TV has already proven some of these taboos unnecessary. Adjacent channels are routinely used on cable systems. As long as signal levels are similar, the same thing should be possible for over-the-air transmission. The selectivity (ability to separate stations on nearby channels) and stability (ability to stay tuned to a particular channel once selected) of UHF receivers have made enormous improvement since the 1950s. The intermodulation taboos are no longer necessary either. In the channel 30 case, elimination of these two taboos would open up ten of the nineteen lost channels.

The FCC has also seen fit to allow – in many cases, to require – directional antennas in order to allow DTV channels to be allocated much closer than would otherwise be allowed. Only one of the DTV assignments in the Nashville market is far enough from other operations on the same channel to fit under the old rules – and that only because an allocation to a nearby Kentucky city was deleted for lack of use.

So, with DTV you will see stations closer to each other on the dial. Here in the Nashville area, DTV operations and the reasons their channels were not usable for analog under the old rules:

<b>Station</b>	<b>Analog channel</b>	<b>Digital channel</b>	<b>Why not available for analog</b>
WKRN	2	27	Adjacent to WNPX-28; co-channel with WTCT-27
WSMV	4	10	Co-channel with WKNO and WBIR <sup>2</sup>
WTVF	5	56	Intermodulation with WNAB-58; co-channel with WDKY-56
WNPT	8	46	Intermodulation with WPGD-50; co-channel with WKLE-46
WZTV	17	15	Intermodulation with WZTV-17; co-channel with WHDF-15
WNPX	28	36	Intermodulation with WHTN-39; co-channel with

<sup>1</sup>As far back as the mid-1980s, two-way radio engineers have called for the elimination of over-the-air television and its replacement with cable.

<sup>2</sup>But just barely. FCC considered allocating channel 10 to nearby Clarksville in the early 1970s.

<b>Station</b>	<b>Analog channel</b>	<b>Digital channel</b>	<b>Why not available for analog</b>
			WFIQ-36
WUXP	30	21	Intermodulation with WZTV-17; co-channel with WKMU-21
WHTN	39	38	Adjacent to WHTN-39; IF beat w/WUXP-30
WPGD	50	51	Adjacent to WPGD-50
WNAB	58	23	Local oscillator for WUXP-30; co-channel with KBSI-23
WJFB	66	44	Intermodulation with WHTN-39; co-channel with WEVV-44

The point is, you will see DTV assignments on channels that would not have been possible under the old rules. Don't be too surprised. It should also be noted that the regulations for low-power analog stations were changed at the same time. You will now find low-power analog stations on adjacent channels as well. Here in Nashville, the 20s are rather crowded:

<b>Channel</b>	<b>Service</b>	<b>Station</b>
20	Analog LPTV	WNPX-LP
21	Full-power DTV	WUXP-DT
24	Analog LPTV	WJDE-LP
26	Analog LPTV	WGAP-LP
27	Full-power DTV	WKRN-DT
28	Full-power analog	WNPX <sup>3</sup>
30	Full-power analog	WUXP

Note the full-power DTV station on channel 27 stuck between adjacent analog stations on both sides. This will be commonplace.

As a result of this “channel scrunching”, the FCC will be able to free up many channels for reallocation. A concept known as *core spectrum* has been defined; these are the channels that will remain in TV service after the DTV transition is complete. Core spectrum was originally defined as channels 14-59; VHF TV was to come to an end with digital. This was later amended to read 7-51<sup>4</sup>; the permanent figure is 2-51. Channels 60-69 are now what's called the “Upper 700MHz band”. Four of these channels are reserved for public-service<sup>5</sup> radio, the rest will be auctioned. Channels 52-59 are known as the “Lower 700MHz band” and will be auctioned later.

So eventually, all TV will be on channels 2-51. Yes, this means low-band VHF will be with us forever<sup>6</sup>. If someone tries to tell you all digital TV will be UHF, you can tell them they're full of it.. Actually, TV may not permanently disappear from the higher channels either! The FCC has now indicated that those who win auctions for channels 52-69 (except the public-safety channels) will be free to use their spectrum for television broadcasting if they choose to do so. I doubt many winners will in fact choose to use these bands for TV though.

<sup>3</sup>WNPX's analog transmitter is roughly 30 miles east of Nashville.

<sup>4</sup>My speculation is that land-mobile interests didn't really want the skip- and noise-prone VHF channels. Efficient antennas for these channels are rather large for the tastes of many land-mobile users as well. At the same time, broadcasters prefer lower channels, where less power is required to cover a given area.

<sup>5</sup>Fire & police departments; ambulances; etc..

<sup>6</sup>Or at least as long as over-the-air TV continues.

February 2004

More DTV photos from Greg Barker of Greensburg, IN:



KFVS-DT-57 Cape Girardeau, MO  
 258 mi Tr seen 9/23/03



WHRM-DT-24 Wausau, WI  
 442 mi Tr seen 9/3/03



WEWS-DT-15 Cleveland, OH  
 245 mi Tr seen 9/9/03



WREG-DT-28 Memphis, TN  
 374 mi Tr seen 9/7/03



WSBN-DT-32 Norton, VA  
 228 mi Tr seen 9/7/03



WXLV-DT-29 Winston-Salem, NC  
 345 mi Tr seen 9/7/03




WYZZ-DT-28 Bloomington, IL  
216 mi Tr seen 9/15/03



WANE-DT-31 Ft. Wayne, IN  
124 mi Tr seen 11/7/03  
"signal strength meter"

And here's another one from "Pastor Jim" Renfrew, of Byron, NY:



WDWB-20 Detroit, MI  
261 mi Tr seen 9/11/03  
@0318 ET


Finally, we start off another great batch of photos from Danny Oglethorpe, of Shreveport, LA. I accidentally misplaced these photos, thus the older dates. The first photo shows two of the four antennas currently being used: a Winegard Chromstar CA-5254VHF on a CM 9510 rotor @18 ft. AGL, and an Antennacraft P-5 chicken-wired 5 ft. UHF dish with a Winegard AP-4700 preamp, also on a 9510 rotor, @22 ft. Danny also uses FIVE VCR's to record his DX (one for each Es channel).




Danny's antennas on his  
roof



K57IG-57 Dallas, TX  
179 mi Tr seen 5/4/02



KQOK-30 Shawnee, OK  
272 mi Tr seen 5/4/02



KWBT-19 Tulsa, OK  
288 mi Tr seen 5/4/02  
@2201 CT



KPHO-5 Phoenix, AZ  
1065 mi Es seen 5/02  
*"translator list"*



XEZ-2 San Miguel de Allende, GTO  
903 mi Es seen 5/30/02  
@1032 CT



WLDM-23 Tuscaloosa, AL  
365 mi Tr seen 5/02  
*"calls lower left"*




XEWO-2 Guadalajara, JAL  
1003 mi Es seen 1/31/03  
@0931 CT

More from Danny next month.

73's,  
JEFF

# SOUTHERN FM DX



John Zondlo  
4009 Driftwood Circle  
Yukon, OK 73099  
sfm@fmdxweb.com  
Deadline: 15th

For DXers in AL, AZ, AR, CA, CO, DE, DC, FL, GA, HI, KS, KY, LA, MD, MS, MO, NV,  
NM, NC, OK, SC, TN, TX, UT, VA, WV, Cuba & Mexico

February 2004

**Steven C. Wiseblood – Brownsville, TX – Stevenwiseblood.com – CST**

Country codes: ES – El Salvador; GU – Guatemala; BE – Belize; HN – Honduras

12/29 Es

1659 XHCTN	89.9	CH	Comitan de Dominguez, lots of slogans, "89.9," SS rock & hip-hop, reggae, and lots of Caribbean style music, SS announcer w/mention of "El Puerto Libre," slogan "La estacion que (hazita?) mueve," mention of "El Gobernador del estado de Chiapas"
1701	89.3	ES	San Salvador, "Cool FM," US/UK hot dance mx, hip-hop, "Vamos Salvadoreños con Libertad," ad for Banco Cuscatlan
1703	89.7	ES	San Salvador, "Bautista FM," male preaching in SS
1704	90.7	GU	San Pedro la Laguna, "Radio Amistad," light SS Christian vocal mx, male in SS conducting a healing service
1704	92.1	GU	Guatemala City, "Radio Universidad de San Carlos," SS male announcer w/mention of Guatemala, SS announcements and commentary
1708	90.5	BE	Belize City, "Radio 2000," male in EE w/announcements, "72 degrees fahrenheit for tonight," mention of Belize
1712	90.5	GU	Guatemala City, "Periodisimo Cadena Radio Punto," woman announcer in SS, slogan "90.5," "Radio Punto en todo el Pais"
1721 unID	93.3	??	??, light SS pop/vocal mx
1724	105.1	GU	El Quiche, "Radio Juda," SS Christian preacher
1730	104.5	HN	Cortes, "La Voz del Atlantico," SS male talking to callers about futbol, saying to each caller "buenos noches," and mention of "Zona Oriental," also mention of neighboring country El Salvador
1733 unID	106.1	??	??, possibly El Salvador, SS male talking on phone, remote broadcast
1733 unID	106.9	??	??, possibly El Salvador, SS cumbia mx
1735 unID	103.5	??	??, poss Honduras with light SS pop/rock/musica romantica
1736	102.7	GU	??, marimba mx, then talk by male in indigenous language
1738 TGTZ	103.5	GU	Cobán, "TGTZ Radio Tezulutlán," religious SS mx
1739	100.7	GU	??, SS religious vocal mx
1740	104.7	GU	Chichicastenango, "Radio Maranatha," SS male reading the Bible
1740 unID	104.7	??	??, Cumbia mx, salsa (en el ritmo punto), male SS announcer w/saludos, Mexican regional pop mx
1740 unID	105.3	??	??, woman in SS w/announcements, male in SS preaching
1753	89.7	GU	Guatemala City, "Emisoras Unidas, 2 males in SS w/political commentary, political talk, mention of "14 Enero, Eleccion de la Justicia //89.9, remote broadcast w/male in SS talking politics
1755 89.9	89.9	GU	??, "Emisoras Unidas," //89.7 SS political talk and commentary
1758 unID	88.7	??	??, "Radio Globo" slogan, vocal song about the state of Michoacan
1758 unID	88.7	??	??, possibly Guatemala, SS woman w/Christian talk, testimonies
1801 unID	90.3	??	??, SS male with pharmacy ad "Farmacia OTI"
1804	93.7	GU	Guatemala City, "Radio Mia," SS ads, promo, "Radio Mia 93-7," light pop/vocal mx
1809	92.3	HN	San Pedro Sula, rockin' pop, male in SS, US/Euro rock mx
1810 unID	93.5	??	??, male in SS mentioning game show and giving away bicycles!, taking calls from listeners
1812	94.1	GU	Guatemala City, "94 Su FM," US/Euro classic rock
1815	94.7	HN	??, "Radio America," musica romantica
1816	96.5	GU	Guatemala City, SS male announcer with "Retro Sounds," promo, Beatles mx
1822	94.3	GU	??, "Emisoras Unidas," SS male announcer, "La Super Cadena Emisoras Unidas," mention of Guatemala
1824	94.9	GU	Guatemala City, "FM-95," Pepsi ad, SS male announcer, "FM-95, your super station," slogan in EE and then in SS



**Joe Kureth – 2900 Uniontown Road – Uniontown, MD 21158-3553**

2000 Saturn car radio except WPRB and WGLS on Drake SW8 w/whip antenna. All new,

\* = QSL'ed

8/21 Tr

1300 WSKE 104.3 PA Everett, k, WSMJ nulled by steel building in a nearby town 74

8/22 Tr

0830 WPRB 103.3 NJ Princeton, heavy j o/WARM

0835 WGLS 89.7 NJ Glassboro, mx, Rowan College, o/WTMD 106

1300 WJRZ 100.1 NJ Manahawkin, ads, ID, thru WFRE 99.9 slop 154

1530 W269AS 101.7 PA Carlisle, WKDN 106.9 txltr

9/8 Tr

1140 WBLK 93.7 NY DePew, local ads, calls

1145 WYGL 100.5 PA Elizabethville

1257 CIMX 88.7 ON Windsor, "89-X," slogan between each song, mx was rock but couldn't ID any song, ON & MI ads, confirmed by phone call, ID on hour

1303 WSLC 94.9 VA Roanoke, "Star Country" 234

1330 WBFO 88.7 NY Buffalo, Lionel Hampton mx, local news, calls, \*

1340 WOGH 103.5 PA Burgettstown, local ads, calls, "Froggy 103"

1352 WUBZ 105.9 PA Phillipsburg, "The Buzz," old WPHB-FM 110

9/11 Tr

0910 WGRX 104.5 VA Falmouth, "Thunder 104.5," only heard on driveway on the south side, in heavy WAYZ slop, these calls once used by a merchant ship!

1147 WCHX 105.5 PA Lewistown, "Chix 105"

1200 WFWM 91.1 MD Frostburg, ID on the hour, WGTS nulled 96

1210 WVNW 96.7 PA Burnham, "Star Country 96.7," promo for sister station WCHX

1219 WZWW 95.3 PA Bellefonte, "3WZ" 98

1234 WQZK 94.1 WV Keyser, local ads, calls, it's been many years since I've logged a new WV station 100

1245 WJUN 92.5 PA Mexico 62

1351 WWLY 106.3 PA Huntingdon, "Wally"

1407 WLZS 106.1 PA Beaver Springs, "Wheels 106.1 FM" 76

1426 WNNT 100.9 VA Warsaw, Farm Credit ad, VA Tech football promo 99

Some of the above aren't much in distance, but cleans up some semi-locals I've been after. CIMX is my first Ontario, first Canadian by tropo and farthest tropo DX west! WBFO sent a nice hand written verie with coverage map and sticker. Mileages are approximate. Below is what I heard DXing from Maderia Beach, FL, using a DX-398 on the 22<sup>nd</sup> and 23<sup>rd</sup> and a rental car radio on the 24<sup>th</sup>.

10/22 Tr

0040 WFYV 104.5 FL Atlantic Beach

0045 WHJX 105.7 FL Baldwin, RDS "Lite FM"

0053 WMFQ 92.9 FL Ocala, no sign of usual WIXK

1310 WWAV 102.1 FL Santa Rosa Beach, "Wave 102.1"

1315 WGLF 104.1 FL Tallahassee, "Gulf 104"

10/23 Tr

1152 WGBX 96.1 FL Tallahassee

1156 WEGT 99.9 FL Lafayette, "99.9 The Eagle"

1209 WUTL 106.1 FL Tallahassee, "U106"

10/24 Tr

1130 WGCM 102.3 MS Gulfport, "Coast 102.3" 430

1136 WOYS 100.5 FL Apalachicola

1140 WOSM 103.1 MS Ocean Springs, religion

1148 KMEZ 102.9 LA Belle Chase, "Old School 102.9"

1200 WBBE 103.3 LA Hammond 510

1210 WASJ 105.1 FL Panama City Beach, "Smooth Jazz"

1212 WKCW 92.3 LA LaPlace, "The Point"

1348 WMJY 93.7 MS Biloxi, "Magic 93.7" 420

1350 WEBZ 93.5 FL Port St. Joe, "The Beat"

1352 WTIX 94.3 LA Galliano, "Tix FM," old calls used on 690 AM in New Orleans 480

1400 WKGC 90.7 FL Panama City, NPR, classical

1400 WPCS 89.5 FL Pensacola

1405 WPBH 99.3 FL Mexico

1418 KNOU 104.5 LA Empire, "Hot 104.5," rap 435

1421 WKNN 99.1 MS Pascagoula, "K 99 FM," k 400

1427 WKZN 105.3 LA Kenner, "The Zone"

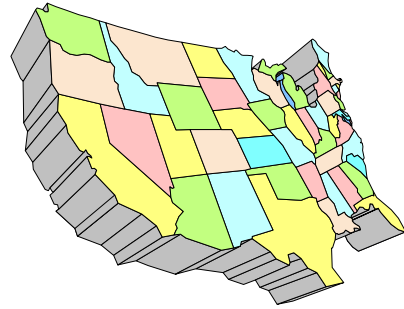
1436 KCIL 107.5 LA Houma, "C 107.5"

1448 WNOE 101.1 LA New Orleans, k, "Ten in a row" 475

(Southern FM DX continues on page 19)

# WESTERN TV DX

**VICTOR FRANK**  
**12450 SKYLINE BLVD.**  
**WOODSIDE, CA 94062-4554**  
**Victor.frank@sri.com**



**Dennis Park Smith**, 3605 San Remo Drive, Santa Barbara, CA 93105-2523 (805)687-7803

This report is for December 2003. Southern California tropo conditions on TV-FM between Santa Barbara and San Diego/Tijuana (200mi/320km) existed only early in the month.

Dec. 1 morning: Very poor  
 Dec. 1 evening: Nothing  
 Dec. 2-4: Fair  
 Dec. 5: Good  
 Dec. 6-31: Nothing

There was only some air-layer stability in early December with good weather (no rain), and from Dec. 6 on, was unstable/unsettled with periods of rain through the end of the month.

I was in Wasco on two weekends, Dec. 19-21 and Dec. 26-27, but there was only a little tropo to Stockton/Sacramento (215 miles) on Dec. 19, otherwise nothing, and nothing new or outstanding.

Best of DX to All. Dennis

**William Eckberg**, 1032 Sterling Rd., Dixon, IL 61021-9355

<u>November 2003</u> CST			
21 tr	0600 KHNE	29 NE	464
	Es 1850 WPBT	2 FL	1229
<u>December 2003</u>			
3 tr	0410 WOCH-LP	28 IL Chicago	88
9 Es	1010 KPRC	2 TX	893
29 Es	2115 WEAR	3 FL	792
	2130 KIII	3 TX	1072
	2135 KPRC	2 TX	893
	2145 KRGV	5 TX	1189
	2220 XEFB	2 NL	1162

Full length C/Bs were seen from 2130 to 2215 on December 28. Careful antenna positioning indicated direction was ESE. No Cubans or US stations use this type of C/B. A Yucatan or East Coast Mexican station could but would be on the air. Did anyone else see it? I took ten pictures. I've seen the same C/Bs briefly in prime time before.

Unidentified Es were to the south were in the evening of December 30 and 31.

**Jim Pizzi**, 5937 Coleman St., North Las Vegas, NV 89031

April 2003

19 Es	1030 KDFW	4 TX	Ads
	1030 unID	3&5	Heavy CCI
	1059 KARK	4 AR	Royal Buffet Ad

	1128 KCEN	6 TX	Ads
<u>May 2003</u>			
25 Es	0726 KCNC	4 CO	Nx promo
	0726 KTIV	4 IA	Local nx
(KTIV about twice the distance of KCNC, on same heading)			
	0758 KFOR	4 OK	Nx
	0819 KWAB	4 TX	Ads, Ch 9 w/star, bug lower right corner.

June 2003

10 Es	1814 KIII	3 TX	Call floating u/KVBC
	1832 KRIS	6 TX	NBC
	1832 WOAI	4 TX	NBC
	2013 WOAI	4 TX	Calls, nx
12 Es	1740-1850	4 East,	weak
	1931 unID	4 MX	SS
13 Es	0730 unID	4 MX	weak
	1730 WOWT	6 NE	NBC, Heartland ment.
	2001 KDFW	4 TX	Fox, Local nx
	2016 KXJB	4 ND	Golf promo/sports
	2018 KFOR	4 OK	wx w/o KXJB-4
	2144 KWSE	4 ND	Prairie Public Bug LR
27 Es	0830 unIDs	6 East	CBS & Exercise Infomercial
	0850 unIDs	4 East	Martha Stewart
	0913 unID	4 ENE	Fox 4, Judge Joe
	0926 unID	4 ENE	Proactive

Informercial

	0929 KSNB	4 NE	ID
	0939 WOWT	6 NE	Nx
29 Es	1503 KFOR	4 OK	Nx promo
	1530 KAMR	4 NE	

July 2003

2 Es	1730-1930 unIDs	4 MX	
4 Es	1830 KRIS	6 TX	Nx promo @ 1939
	1831 WOAI	4 TX	NBC
7 Es	1730 unID	4 East	Fox
8 Es	1842 CKYB	4 MB	CTV
	1855 KWSE	4 ND	PBS
	1900 KXJB	4 ND	CBS
	2029 KHMT	4 MT	Fox 4 Nx&Seinfeld
	2105 unID	4 East	NBC CDT zone Leno
10 Es	0700 unIDs	4 East	
	0729 WOAI	4 TX	Team 4 promo PSAs
	0800 KGBT	4 TX	Serv Rio Grande Val
	0810 unID	4	SS
12 Es	1129 KARK	4 AR	Calls
	1201 WABC	6 MS	10
	1202 KEMV	6 AR	PBS
	1830 KAAL	6 MN	ABC (MN FM in)

Not bad for what little time on the dials. Appears to have been a good Es season for most.

**Jeff Kruszka**, 5024 S. Braxton Ave., Baton Rouge, LA 70817

November 2003 CT

1 tr	2007	KATV	7	AR		2335	WHSG	605	GA	490	
14 tr	2327	KTBS-DT	28	LA	3 pgms	2338	<del>WVEA</del>	62	FL		
	2346	KCEB	54	TX		2339	<del>W551</del>	DTV	22	to E.	
15 tr	0052	KSLA-DT	17	LA		2345	<del>WXPX</del>	66	FL		
20 GW	0645	KLPB-DT	23	LA		2352	<del>W5TT</del>	50	FL		
tr	1938	XHAB	7	TA		2354	<del>W5TX</del>	36	FL		
	1942	XHFOX	17	TA		2358	<del>W5TS</del>	28	FL		
	1947	KXAN	36	TX		16 tr	0001	<del>W5PA</del>	DT	43	GA Note 2
	2006	KEDT	16	TX			0014	<del>W5BH</del>	20	FL	
	2202	KVDA	60	TX				<del>W5OG</del>	DT	59	FL Note 3
	2306	KWTV-DT	53	TX			0019	<del>W5FF</del>	48	AL	
	2335	unid DTV	22	to W.			0021	WTWC	40	FL	
	2355	KNVA	54	TX			0035	<del>W5EL</del>	42	FL	
21 tr	0639	KXAM	14	TX			0045	<del>W5GA</del>	58	GA	
	0644	KEYE	42	TX			0049	<del>W5CH</del>	57	SC	
	1806	KATV	7	AR			0059	<del>W5LX</del>	29	FL	
	2019	WJSP	28	GA		27 Es	1829	<del>W5CG</del>	4	JAL	
22 Es	1928	unid	5	SS briefly		29 Es	2023	KSNC	2	KS	floater
<u>December 2003</u>											
4 Es	1814	unid 3,4	SS				2100	KDBC	4	TX	
13 Es	1148	unid 4, 5	SS				2103	unid 4 "ER"	in SS		
15 tr	0648	KEJB	43	AR	Note 1	30 Es	1834	unids 3-6			
	2148	XHAB	7	TA		31 Es	2034	<del>W5</del>	4 SS		
	2149	KEDT	16	TX				505			
	2152	unid DTV	23	to W.				425			Note 1 – test slide announcing "Coming January 2004"
	2154	XHFOX	17	TA				535			Note 2 – one program, but no PSIP info
	2234	WXIA	11	GA				455			Note 3 – no picture but snagged the PSIP: Pgm 1: "WTOG High Definition"
	2241	WJSP	28	GA				455			
	2312	WGCL	46	GA				455			
	2315	WATL	36	GA				455			Nice tropo opening on the night of Dec. 15 <sup>th</sup> . I expected more DX's to pop in, but no luck with the low sensitivity Halpaug card.
	2327	WTBS	17	GA				455			
	2331	WHNT	19	AL				455			

## More Southern FM continues from page 17

Joe Kureth's report continues...

1457	WXBM	102.7	FL	Milton
1510	WBUV	104.9	MS	Moss Point, "V 104.9"
1515	WLMG	101.9	LA	New Orleans, "Magic 101.9"
1525	WCSN	105.7	AL	Orange Beach, "Sunny 105.7"
1527	KKND	106.7	LA	Port Sulphur, "The End"
1535	WBLX	92.9	AL	Mobile, "93-BLX" 375
1536	WABB	97.5	AL	Mobile, jingle ID
1537	WMXC	99.9	AL	Mobile, "Lite Mix 99.9"
1539	WRKH	96.1	AL	Mobile, "96.1 The Rocket"
1546	WFBX	94.5	FL	Parker
1555	WXYK	107.1	MS	Gulfport, "The Monkey"
1600	WMAH	90.3	MS	Biloxi, MS net, classical mx
1610	unID	100.5	??	??, "Q-100"
1611	KLRZ	100.3	LA	Larose, "Rajun Cajun"
1625	WXXF	94.7	LA	Lacombe
1557	TV	87.7	??	??, channel 6 audio, no doubt New Orleans
2040	unID	96.1	FL	??, "Jams" and "Hot 96," probably a pirate, mentioned local WTMP 1150 several times, but not parallel to their programming

It was fun to DX some of that famous "Gulf tropo!" First time I'd Dxed any FM outside of the state and the 11 local 100kw'ers make adjacent channels difficult. Originally went to a location to catch blue crabs, but they weren't there. Also, in the water, a nearby alligator convinced me to stay on dry land and DX instead!



Beyond FM  
Beyond TV  
USA – CANADA  
Weather Radio Monitoring

Submit weather band loggings and weather radio news to  
Jason Koralja at: [jkbi01@hotmail.com](mailto:jkbi01@hotmail.com) (Subject: WXDX)

February 2004

**NEW STATION - Livingston, MT** - WNG682 has signed on the air at 162.525MHz with 100 watts.  
**NEW STATION - Walsenburg, CO** - WNG579 has signed on the air at 162.450MHz with 300 watts.  
**NEW STATION - Springfield, CO** - WNG664 has signed on the air at 162.400MHz with 1,000 watts.  
**NEW STATION - Finland, MN** - WNG630 has signed on the air at 162.425MHz with 300 watts.  
**NEW STATION - Plainview, TX** - WNG561 has signed on the air at 162.525MHz with 1,000 watts.  
**NEW STATION - Milano, TX** - WNG649 has signed on the air at 162.525MHz with 300 watts.  
**NEW STATION - San Diego, CA** - WNG637 has signed on the air at 162.425MHz with 100 watts.  
**NEW STATION - Pindale, WY** - WNG679 has signed on the air at 162.500MHz with 300 watts.  
**POWER INCREASE - Woodward, OK** station WNG46 has increased power to 1,000 watts.  
**FREQUENCY CHANGE - Jackson, WY** station KWN39 has moved to 162.525MHz.  
**FREQUENCY CHANGE - Russell Hill, TN** station WNG631 has moved to 162.525MHz.

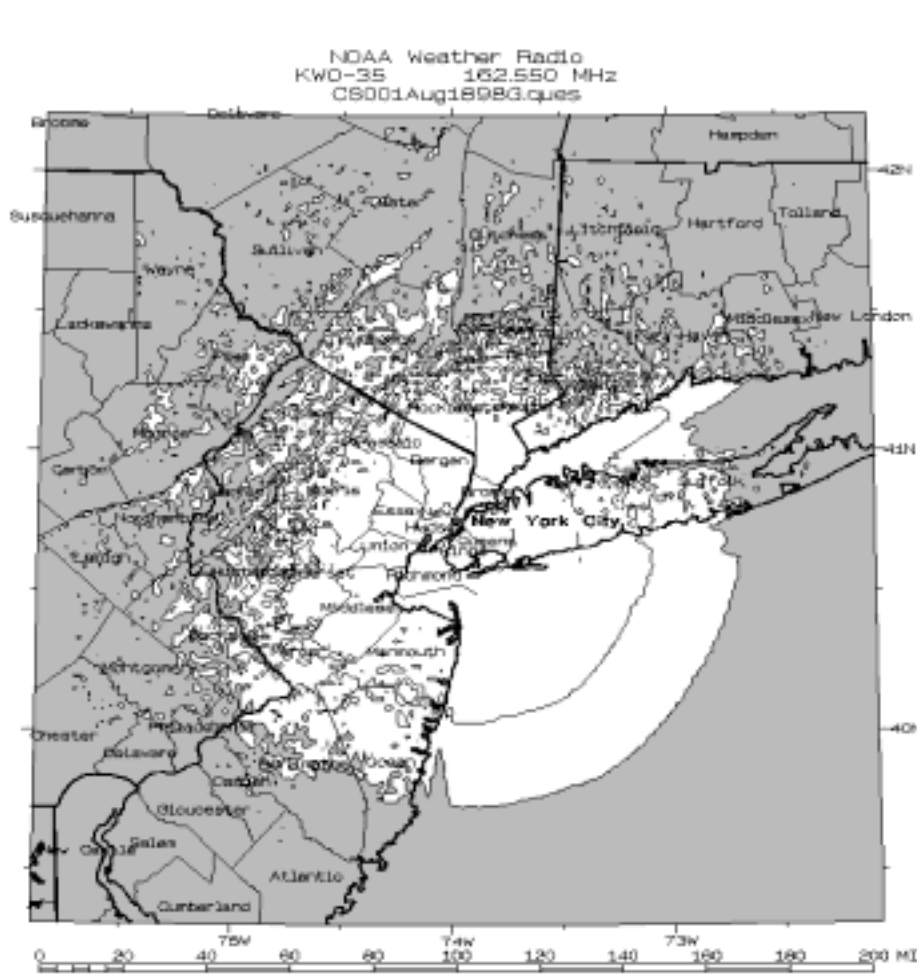
### LOGGINGS (Dec. 13 to Jan. 18)

No loggings were submitted this month, as conditions have been less than optimal across most of the country.

Loggings for February should be submitted before February 15<sup>th</sup>.

### COLUMN NEWS

This month we have eight new stations across the country. This column need not be strictly DX reports, if one of these stations has signed on near you feel free to write in and tell us where you are, what station you're hearing, what equipment you're using and how well reception is for you. Weather radio is much different than traditional AM and FM, These stations use 1,000 watts or less and still cover very large areas, often upwards of 50 miles with no DX conditions being present.



(Station KWO-35, New York City, NY, 500 watts)

# Canadian Digital Radio has been DXed.

WILLIAM HEPBURN

After all the hype....but no receivers in sight, I FINALLY found a digital radio here in Canada and bought it. Radio Shack had 2 models. Both are puny portables... 3 1/4 X 2 1/4 ". The one I got cost C\$99...and doesn't even have a speaker! (Just a 5 mW headphone output). The more expensive model was basically the same but with MP3 capability which I don't care for. Despite the small size, it looks kind of cool & space-age. The model was an "Adapt DR-101-LF", made by a company called Personal Telecom in Korea. It tunes the L Band (1452-1492 MHz) and FM.

As many have noted with digital TV and have forecast with digital radio...it's a brave new world! You almost have to be a DXer to use this radio. I'm guessing the average consumer will be very frustrated, at least with how the tuner is set up.

In the L Band, there are 23 "channels". Each channel has 5 "programs". That makes 115 programs. The L Band is eventually supposed to replace the 218 channels on the AM & FM bands.

The Channels are labeled LA to LW (the L standing for L-Band)...although going by the IDs...and by Industry Canada, it looks as though they are actually called Channel 1 to Channel 23 here in Canada, at least for now. When tuning across the band, you here dead silence. If you stay on a channel long enough, you might be lucky to here a station pop up - if you happen to have the antenna in the right spot as you scan by.

Once you get a channel, the 1st program automatically appears (giving stations on Program 1 an advantage). There is NO indication of program number on this radio - just the channel number. To figure out the 5 programs you go by the text IDs. When you have a channel tuned in, pushing the channel up button suddenly tunes programs instead of channels. I can see this driving the average consumer crazy. For example, I found signals on Channels LC, LD, LF, LH and LI. If I turn on the radio with the intent of getting to the LF group of stations, I tune through channel LA, then channel LB, then on channel LC it locks in to 680 NEWS, and when I go to advance to channel LD, instead it tunes to CHFI, then cycles through the 5 programs on channel LC. To even get to channel LD I have to hit another button and move the cursor over the channel number again and then continue.

Channel LC (3) 1456.304 MHz Toronto:

However, if I tune fast enough, I can get from channel LA to channel LF without locking it to the channel LC programs. If you don't whip by fast though, forget it. This might just be a quirk of this radio, others might be better. Basically, it makes it harder to tune to your favorite stations because now you have to sort of tune twice instead of once (channels - then programs).

Something else really annoying is that if you lose reception on a channel, and move the antenna back into a good reception area, the tuner still takes time to lock...and then when it does it automatically jumps to Program 1, not the last program you were listening to, very annoying if 10 seconds ago you were listening to Program 4. This will cause average consumers fits as they have to constantly retune the radio. Meanwhile if you switch to FM on the very same receiver, the stations boom in loud & clear no matter where you put the antenna!

If this receiver is any indication of the non-robustness of digital radio, it will never fly. Newer receivers may be better, but with the reception of this receiver, right now DAB can never compete with FM...no way, period. Why listen on DAB with frequent dropouts or "darth-vader" type effects when I can switch to FM and here a crisp clear signal 100% of the time? The CBC group of stations is ridiculously hard to receive. You need a coat-hanger and a chair - yet I can literally SEE the CN Tower out the window.

The DAB side has an RDS type display. Same stuff as FM RDS but with a 16-character ID plus other things like databit rate, DAB mode, and "version number". The FM side on this receiver doesn't have RDS. Gee, if it had that then average consumers would NEVER use the DAB mode (unless they wanted to hear the AM stations with better fidelity and RDS).

My gut feeling is that DAB will take several decades to replace AM & FM as proposed - or maybe never in my lifetime. It's just an expensive novelty.

Here's what I got folks - all from the CN Tower 33 miles away in the 1452-1492 MHz L-Band...

DLS is the "Dynamic Label" like song & artist, etc.

DAB Mode II  
Version 1.1

Time 1 hour slow

680 NEWS Pty= NEWS 128 kbps Mono

"All News Radio . 680 News"

CHFI Pty=N/A 192 kbps Stereo

"Toronto's Soft Rock 98.1 CHFI"

1050CHUM Pty=N/A 192 kbps Stereo

"Oldies 1050CHUM.com" or <song & artist>

104.5 CHUM.FM Pty=N/A 192 kbps Stereo

<song & artist>

EDGE 102 Pty=N/A 192 kbps Stereo

"From all of us to all of you... Happy Holidays!"

Channel LD (4) 1458.048 MHz Toronto:

DAB Mode II

Version 1.1

Time 1 hour fast

CFRB Pty=Talk 128 kbps Mono

no DLS

MIX 99.9 Pty=N/A 224 kbps Stereo

no DLS

THE FAN Pty=N/A 128 kbps Mono

no DLS

EZ.ROCK Pty=N/A 224 kbps Stereo

no DLS

JAZZ FM Pty=Jazz 224 kbps Stereo

no DLS

Channel LF (6) 1461.536 MHz Toronto:

DAB Mode II

Version 1.1

Time 4 minutes fast

CBC Radio 1 Pty= Informarion 224 kbps Stereo

"CBC Toronto You are listening to Radio One"

CBC Radio 2 Pty=Adult =Hits 224 kbps Stereo

no DLS

RC Premiere Pty=Information 224 kbps Stereo

no DLS

RC Culturelle Pty=Adult Hits 224 kbps Stereo

no DLS

Channel LH (8) 1465.024 MHz Toronto:

DAB Mode II

Version 1.1

Time 1 hour fast

CHIN Pty= N/A 224 kbps Stereo

no DLS

CHIN.FM Pty=N/A 224 kbps Stereo

no DLS

Mojo 640 Pty=N/A 224 kbps Stereo

"From all of us to all of you... Happy Holidays!" or "fog, min tmp 6C"

Q107 Pty=N/A 224 kbps Stereo

"fog, min tmp 6C"

92.5JACK Pty=N/A 224 kbps Stereo

"Playing What We Want. 92.5 Jack FM" or <song & artist>

Channel LI (9) 1466.758 MHz Brampton

(city of license):

DAB Mode II

Version 1.1

Time 1 hour fast

CJYE Pty= N/A 096 kbps Mono

no DLS \*\*\* no audio \*\*\*

CJMR Pty=N/A 096 kbps Mono

no DLS \*\*\* no audio \*\*\*

CIRV Pty=N/A 224 kbps Stereo

no DLS

CIAO Pty=N/A 224 kbps Stereo

no DLS

CFMX Pty=N/A 224 kbps Stereo

no DLS

Official call signs are apparently assigned to individual programs, not channels. For example, CJYE is CJYE-DR. I don't have a full list so I don't know what happens with AM/FM sister stations, ex.: CHUM and CHUM-FM - are they CHUM-DR and CHUM-FM-DR ???

I'll report on new stations as they hit the air. I expect the band will be affected by tropo a lot even more so than UHF. I also expect a lot of weird effects like rain scatter to become more important in the L-Band. Once more stations come on the air from other Southern Ontario cities I'll get a feel for real DXing (so far Windsor is on the air at 200 miles distant).



TORONTO DAB RADIO COVERAGE

### THIS MONTH'S COVER

Move over, Scott Fybush. Our cover this month was taken by WTFDAer Jeff Lehmann with his new digital camera. This photo truly looks like a professional job. We're looking forward to viewing more VUD covers taken by Mr. Jeff in the future.

# Amplifiers for VHF and UHF?

Are they recommended?

BOB COOPER

*"What about on high band VHF or UHF?"*

Or low band for that matter. Analysis becomes more complex with television because the noise figure (the height of the "noise wall" facing the incoming signals) of the TV set tuner is much further from what might be considered a "mature state of the art." In FM you can work it out quite quickly - a 2 foot high wall (2 dB noise figure tuner) is better for weak signals than a 4 foot high wall (4 dB noise figure tuner). And outboard amplifiers such as from RS are less concerned with noise figure than "signal handling grunt" - the ability to receive a number of signals and not exceed its own "output handling capacity" in the process. I will explain. TV sets do NOT have state of the art noise figures (whereas within reason most FM tuners and FM receivers do - "toys" such as the Sangean\_aside.)

In any weak signal challenge receive situation there are as a minimum TWO noise figure walls to contend with. The first is the noise (figure) of the receiver itself - perhaps 2 dB for a quality FM tuner . The second is the noise "wall" created by the atmosphere and the objects around you. For example, mother earth has a "noise temperature" of more than 3 dB. Deciduous trees in leaf have a noise figure of as much as 10 dB. Your fence, your neighbor's roof has a noise figure - of anyplace from 5 dB to 20 dB. All of these objects radiate ("transmit") noise signals. Fortunately, their transmission distance is relatively short (measured in meters or yards, not miles). But the SUM of all of these sources is an "external noise WALL" over which you have limited control.

(By raising your receive antenna higher, you can get ABOVE these noise sources and depending upon how good your receive antenna is at eliminating "signals" which are from below (and unfortunately for Es - above) the parallel line of the antenna boom, you can greatly reduce the EXTERNAL noise wall contributions from these sources.) The thing to remember here is that you can create a receiver noise figure that is below the external noise wall out there and accomplish nothing - because rather than the tuner "noise figure" being the weak signal limiting factor for you, the EXTERNAL noise wall becomes the limiting\_factor.

The internal (receiver) noise wall in a modern TV tuner is lower at low band VHF (some recent numbers I have seen from Philips suggest 9-10 dB Nf or noise figure),

moderately worse at high band (11-12 dB) and only slightly worse at UHF (12+ dB). In terms of technical capability, these are shame-on-you numbers. In the 1970s and perhaps into the 80s, Zenith and others who cared about serving the "fringe area TV market" were routinely producing VHF-L tuners with noise figures under 5 dB, VHF-H under 7. UHF - well, they never got around to that. A strange thing happened with TV set tuner noise figures in the late 80s and 90s. With 66% of all TV sets in America now connected to cable, the need for a low noise figure tuner went away. The cable company routinely delivers 1,000 microvolts or 0 dBuV (per channel - minimum) whereas in a fringe situation a TV channel with 50 microvolts (-26 dBuV) was considered "tall cotton." Go to VUD June page 14 and the photo of KXAS; that's around 50 microvolts whereas for reference WTVJ-6 (same page, upper left) is around 100 microvolts (-20 dBuV). TV set manufacturers could save a few pennies (literally, "pennies") by degrading the tuner noise figures using less expensive transistors for the RF amplifier stage - and they did so because TV sets connected to cable NO LONGER NEEDED low noise figures. Guys like Jeff Kadet who worship older Zenith TV sets are not fanatics - they merely know this fact.

Noise figure is compromised by bandwidth. An FM "channel" is 200 kilohertz bandwidth. A TV channel in North America is 6 megahertz; TV bandwidth is therefore 30 times as wide "per channel." The wider the bandwidth, the higher the noise figure in the tuner portion; it is a "law of physics" which nobody can change. It is far easier to create a 2 dB noise figure for a 200 kilohertz FM tuner than a 6 dB noise figure for a 6 MHz wide TV tuner.

So - can you buy a Winegard broadband (all band, of all-VHF and/or all-UHF) amplifier with a BETTER/lower noise figure, stick it ahead of your TV set and EXPECT improved weak signal performance? Yes - and - no.

Enter overload. Any amplifier for any purpose has a maximum output capability. Let's talk water and containers that hold water here for illustration. We start with a one quart container and we fill it up with water. We know it will be more or less exactly one quart of liquid because that is the stated size of the container. Now, pretend the water is radio frequency energy and from channel two we have 2 teaspoons, channel four 8 teaspoons, and so on - each TV channel equals some precise amount of energy (water). What we have to do

here is sum (add up) the radio frequency energy contribution coming from EACH TV channel going through the amplifier. If all of those teaspoons/tablespoons/cups of "energy" TOTAL MORE THAN the capacity of the bucket (amplifier), the amplifier "overloads." In a DXing situation, with variations in where you point your antenna, at some headings and at some times there is more energy than the "bucket" can hold. Overload /overflow. When the bucket is full, the amplifier's MAXIMUM output capability has been reached - and exceeded. At this point one or more stages in the (pre)amplifier changes characteristics. Up TO the point of overload, the electrical operation is LINEAR - one unit input equals one+ unit output. But when the overload point is reached, suddenly one unit of input equals two++ units of output. The EXTRA output is in the form of amplifier-GENERATED signals - signals that do not exist EXCEPT as at the output of the amplifier. These NEW signals are undesired (and interference creating) only seen at the amplifier's output (they do not exist at the input).

Overload ruins an amplifier's usefulness. Sometimes you can point your antenna in special directions, thereby reducing the input signal levels ("nulling") from local channels and suddenly the overload goes away. Until you move the antenna again.

The more local signals you have, the greater the input signal from channels you would like to eliminate anyhow. But each of these contributes to the maximum output of the amplifier so if you have enough local channels, there is no "capacity" remaining for the much desired weaker distance channels.

So "What about on high band VHF or UHF?"

Can you either reduce local signal pickup or do you live where you can get by with an amplifier that won't overload on you? All amplifiers (whether Winegard, Blonder Tongue, etc.) have varying characteristics. Noise figure is ONE of those. First question: Can you BELIEVE the manufacturer's noise figure claim? Not to challenge Winegard (or anyone else) but noise figure SHOULD be specified as (1) "best case" and (2) "worst case" within the stated frequency coverage range;. Noise figure is NOT a "flat versus frequency" measurement. A number such as 4.2 dB at channel 2 can easily be several dB different at channel 6, for example. And at UHF, the variation between "best" and "worst" can be as much as 5 or 8 dB over channels 14 to 83 bandwidth! Second question: What is the total OUTPUT CAPACITY of the amplifier. Big numbers are best (if they can be believed) because BIG is the same as having a BIGGER bucket for the water - 2 quarts is bigger than one quart and if the output capacity is more/higher/greater, than

the amplifier will pass-through more (strong and not so strong) signals BEFORE it overloads. Amplifiers that overload with small amounts of total (remember - the SUM of all channels) signal "crunch" (fold up, quit) long before you need them for the weak channels coming through. There is no such thing as a "crunch proof" amplifier although within financial reason it would be possible to design one (are you listening - Jim Gould???).

Having a lower noise figure AND having a big signal handling capacity are seldom mutually compatible - achievable in a single design. With home TV rooftop antennas now down to less than 15% of the total population, the financial incentive to design and sell better amplifiers has all but disappeared. Like TV antennas, TV amplifiers are now frozen in 1990 designs and short of some major change in the way TV is delivered to American homes, destined to simply fade away at this level.

Only YOU can determine whether a particular "low noise" antenna or external amplifier AHEAD of YOUR TV set(s) will improve the weak signal performance of the system. Placing a low noise amplifier at the back of the TV set is a no-no. It must go AT the antenna, with the shortest possible feedline between the antenna "output" and the preamplifier input. You cannot even "test" various models for comparison at the BOTTOM end of your feedline (i.e. at the TV set). Why? It would take several hundred words to explain why - trust me, on this one! (Tests you run at the bottom end of your antenna line are amusing but TOTALLY inaccurate in results produced and a waste of time and effort.) So look FIRST for "TOTAL OUTPUT CAPABILITY" in the spec sheet and then "lowest noise figure." Of the two numbers, you can best believe total output and least believe "noise figure" since most manufacturers will "claim" the lowest noise figure within a particular band of design rather than the "worst case" or even the "average/median" case. Total output capability (the SUM of all channels passing through the amplifier BEFORE overload occurs is a "hard" number that can be verified in the field by anyone with a signal level / field strength meter. Manufacturers know that and are more "cautious" about claims here than noise figure (which requires a multi-thousand dollar test set, extreme operating skills and a southerly wind to get right and accurate!). They can CLAIM almost anything for "low noise figure" and not be challenged.

Am I in favor of at-antenna masthead or signal preamplifiers? Yes - if - IF - your location will allow you to use one.



# A 16-Bay UHF Antenna

When two identical antennas are mounted together (ganged) and pointed in the same direction and wired together properly, there is a theoretical possibility of a 3 dB improvement. That is, twice the signal power is delivered to the TV compared to what a single antenna would do. In practice, 2.5 dB is readily achieved, 0.5 dB being the typical loss in the combining device. But if the two antennas are pointed in different directions (towards different stations) a 3.5 dB loss for each antenna is the likely result.

The above statements are true regardless of whether the antennas have shared or separate amplifiers. For a shared amplifier, if the antennas point in different directions, half the power each antenna takes in reflects off the combiner and is rebroadcast out the antennas. Why this doesn't happen when they are pointed the same way is harder to explain.

Explanation: (non-essential reading)

To find the total power when two signals are added together, if they are different frequencies just add the powers. But if they are the same frequency you must add the voltages taking into account the phase. For a 75-ohm system, the increase in power is the square of the increase in voltage. When a voltage component from one antenna reaches the combiner it is reduced by 0.707 directed toward the amplifier, with the difference representing power reflected back toward both antennas. The second antenna adds another 0.707 so that 1.414 is directed towards the amplifier, and the reflected currents subtract to zero. 1.414 squared is 2, which is a 3 dB power gain.

For dual amplifiers, when the antennas are pointed the same way, this signal is increased by 6 dB but the noise is increased by 3 dB, so the overall improvement is still 3 dB. When they are pointed differently, the 3 dB noise increase causes a signal/noise ratio loss of 3 dB for both stations. Dual amplifiers will eliminate the combiner loss, but only if the amplifiers are closely gain-matched.

(Ganging non-identical antennas is not recommended. They would need to produce equal voltages, and adjusting out the phase difference might not be possible for all stations.)

## Channel Master to the rescue

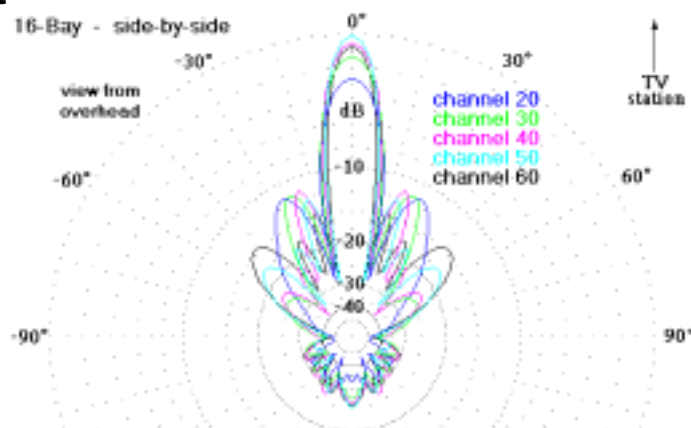
Ganging a pair of Channel Master 4228 8-Bays will give you probably the best UHF antenna that a consumer can achieve with reasonable ease. The author discovered some extra problems with the 32-bay described later, a project that should be attempted only by people who love antennas.

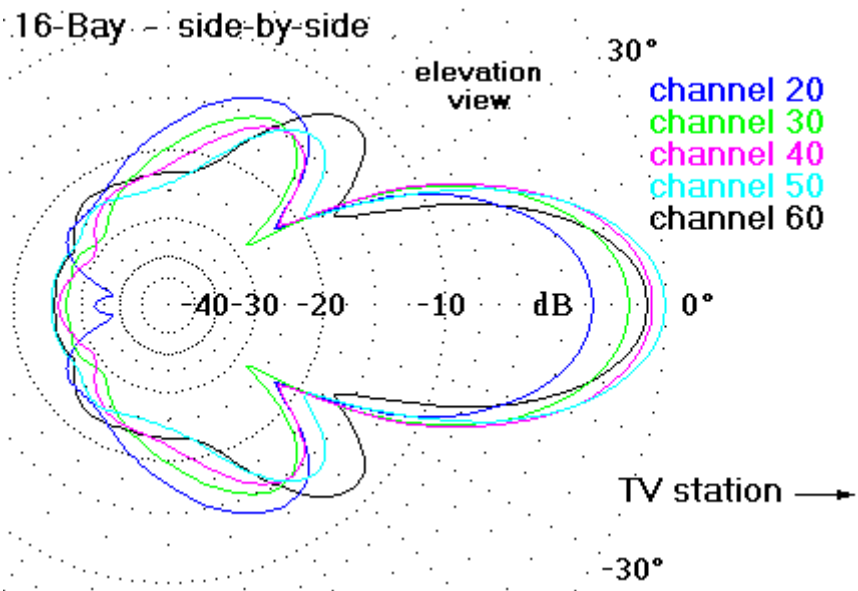
If all your weak stations are above channel 40 then ganging a pair of Yagi/Corner-Reflectors would be smarter. That project will not be described here, except to say:

1. The Channel Master 4248 and the Winegard 9032 are the obvious candidates.
2. They should be mounted with the booms about 3 feet apart.
3. For a side-by-side mounting, boom-to-boom metal rods are forbidden in front of the reflectors. Instead mount each antenna on a 2-foot vertical mast. The masts can be connected together 2 feet below the booms. The wires can run along the boom but should descend 2 feet before turning parallel to the elements.
4. For a one-over-the-other mounting, angle the booms up to the horizon, and mount the top unit rearward enough so that its phase is not "ahead" of the lower unit.
5. All the principles described in this chapter apply.

Your big decision is deciding on a **side-by-side** mount or a **one-over-the-other** mount.

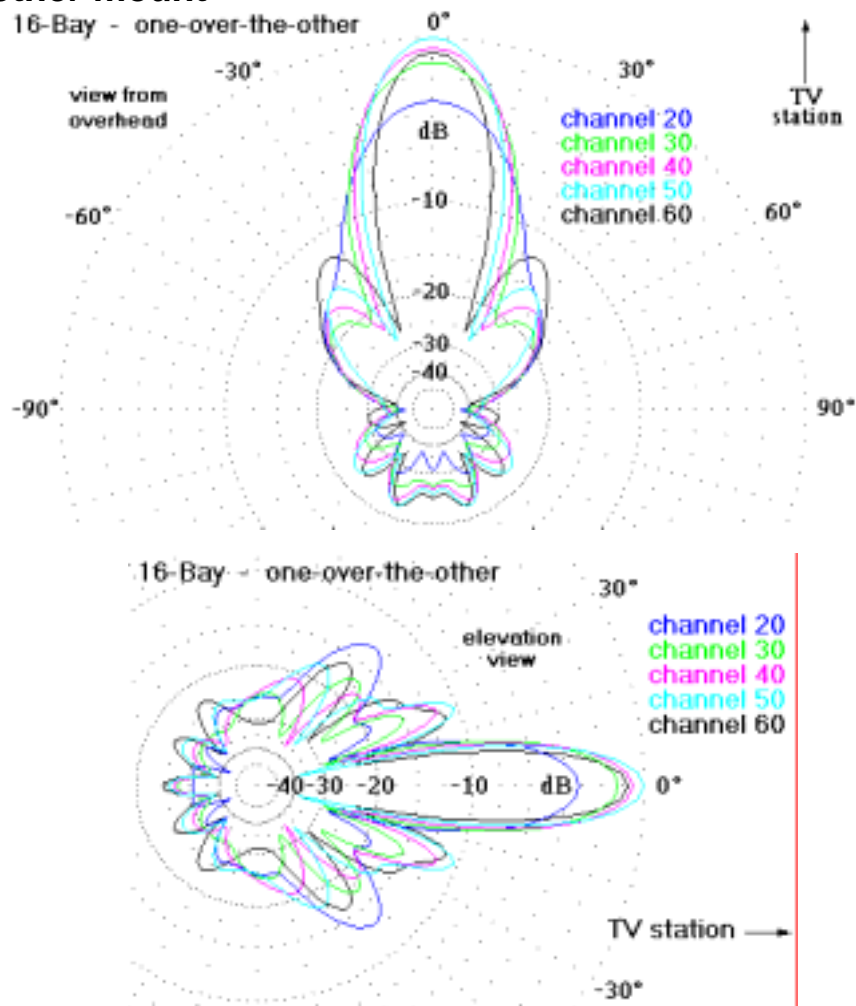
## Side-by-side mount





The elevation view of the radiation pattern is the same as for a single 4228. But in the view from overhead, the 16-bay is 2.5 times more directional. This could be good or bad. There is no better antenna for eliminating ghosts that arrive from the side. But even a Channel Master rotor will have a hard time hitting the correct direction. (Radio Shack rotors need not apply.) Some World War II radar antennas weren't much different from this. Hopefully all your transmitting antennas are in the same direction, either because they are on the same tower or because the city is so far away. When a rotor is required, the one-over-the-other mount is usually wiser. Usually side-by-side 4228s are positioned so that the two screens just touch. But if they are 1-1/2 inches apart then the mast can pass in front of the screens, which yields a better weight distribution. A few tie-wraps forcing the screens to touch will reduce radiation to the rear and increase gain very slightly. Mounting the two antennas farther apart will make the main forward lobe even narrower, but the side lobes will grow in size.

### One-over-the-other mount



In most situations, a one-over-the-other is the wiser choice for a 16-bay. The radiation pattern viewed from above is the same as for a single 4228. But in the elevation view, the 16-bay is 2.2 times more directional. This is enough to require taking the horizon elevation into account. The antenna should be tilted up to point at the horizon, and perhaps one degree higher.

Some authors will recommend that a motorized tilter be used since the angle of the incoming signal can change from day to day. It does. But high angle days are strong signal days, and the loss of a dB won't matter. This author recommends a tilter only when a rotor must point the antenna in different directions with different horizon angles.

The simplest mounting technique requires a single heavy angle-iron 65-70 inches long. Attaching it just below its midpoint to the top of the mast will keep the assembly from being too front-heavy.



## Mounting the hardware

At 15 lb., the 4228 is a heavy antenna. Putting up two of them requires a 1-½ inch, 16-gauge metal mast. (A Radio Shack mast will bend with the breeze.) The total weight of the antennas, mast, mounting irons, etc. will exceed 40 lb. Trying to erect it by yourself on a sloped roof is something akin to suicide, even without a wind. You need help. You need a large helping of good judgment. You need a rope around your waist so that you don't fall off the roof when the whole thing tips over. Some antenna adjustments will likely be necessary, so don't think you can put it up once and be done with it. Yagi/Corner-Reflectors weigh a lot less.

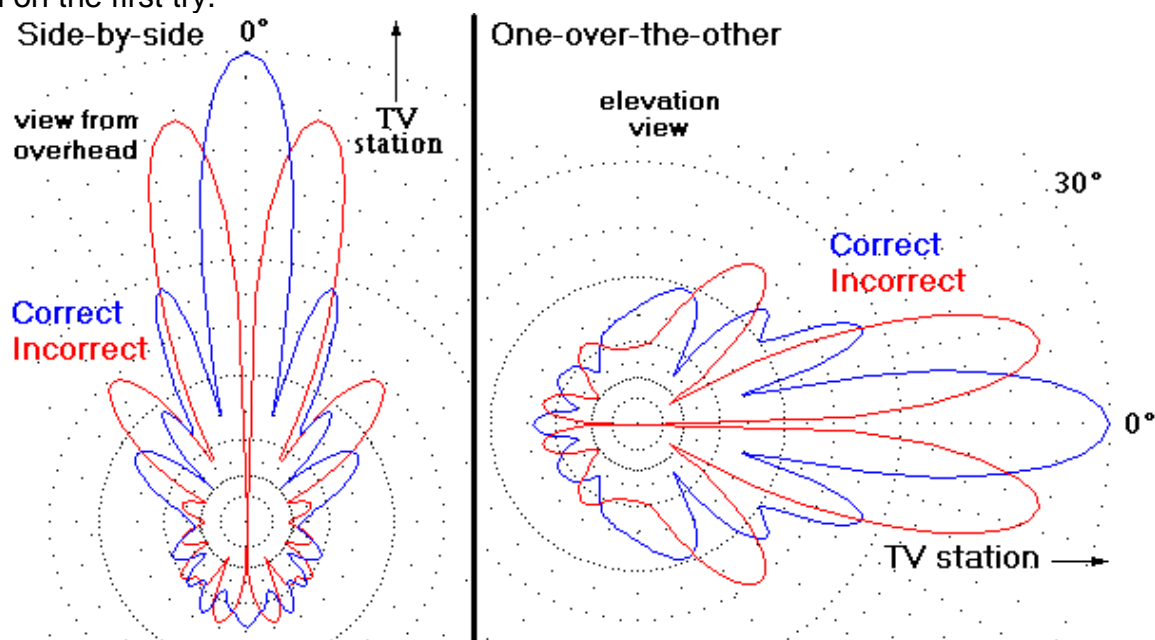
(The author has not tried a rotor mount and doesn't know for certain if the Channel Master rotor can handle this weight or has the aiming accuracy required for a side-by-side mount. You should discuss this with a knowledgeable sales person or installer. Rotors that handle more weight can be found in HAM radio stores.)

## Connecting them together

The two antennas must be phase-matched. This means that the two signals must arrive at the combiner in phase. ( $\pm 15^\circ$  is not a noticeable error, but anything larger should be avoided.) You do this by maintaining symmetry in the feed system. In other words, the wires for each antenna should be identical in type and length. The actual length is not critical.

If a ground reflection causes one antenna to be phased ahead of the other, this should be adjusted out by repositioning one antenna. This is most easily done by finding a new horizon tilt angle. Simply adjust the tilt while watching the signal strength. Different stations could require different angles, but that is rare.

There is a chance that you will mix up the polarities such that the two antennas subtract instead of add. Doing this will result in two forward lobes, reduced in size, with a null straight out the front. After the antenna is fully hooked up, you should rotate the antenna to check for this pattern. If so then you have to reverse the connections on one of the antennas. The antennas come with a balun that has a "China" stamp on one side. I believe this stamp is the key to getting addition on the first try.



There is no point in building this antenna if you plan to use a Radio Shack amplifier. Their best amplifier will cancel out most of the advantage of the second antenna.

## Dual amplifiers

Having two amplifiers eliminates the combiner loss, but requires you to find amps with equal gain. The only procedure doable by consumers that I can think of for adjusting the gains requires attenuators on the outputs of the amplifiers: one fixed and one variable. But the Radio Shack variable attenuator will not pass D.C. I am at a loss for suggestions, other than bringing both coax lines into the house or putting a 120VAC socket at the antenna.

## Shared amplifier

The problem here is finding a low-loss combiner. Supposedly, combiners and splitters are different devices. While either will do the other's job, combiners are supposed to be lower loss. (Splitters don't have to be low-loss since they come after the amplifier.) But the best device I have found is a VHF/UHF splitter that is quite lossy above channel 50. I will continue to search. Watch this space.

## Why this 16-bay antenna might not work

The author's neighborhood has hot spots and cold spots, places where the signal strength is strong or weak. This is a consequence of **overlapping fields**. Being 40 miles from San Francisco and behind some hills, DTV reception is only possible when the antenna is positioned in a hot spot. These hot spots are 10-16 feet apart for any channel, and are in different places for

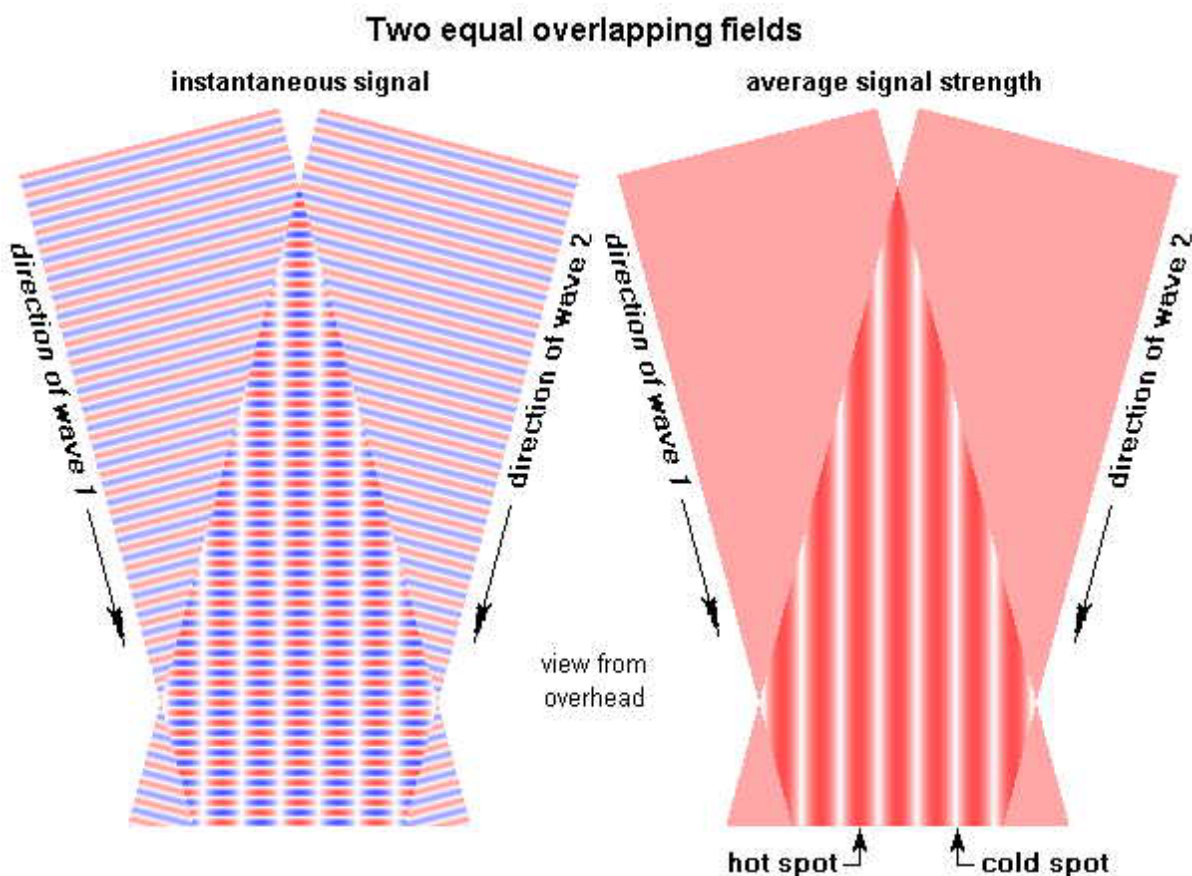
different channels. If you have hot spots for any UHF channel then you will have hot spots for all UHF channels. The distance between hot spots is determined by the frequency, distance to the horizon, and the geometry of the ridgeline at the horizon. That ridgeline is producing the overlapping fields.

If one 4228 is in a stronger field, then part of its signal will be retransmitted out the weaker antenna. This loss may equal the little bit of gain you had hoped for from the weaker antenna. You will likely find that two 4228s are no better than one. This retransmission is only avoided when both 4228s are in equal fields. (When dual amplifiers are used, the argument sounds different but the result is the same.) At the author's home, the change in field strength in just 3 feet is enough to wipe out most of the hoped for 3 dB gain when the antennas are mounted side-by-side. Fortunately hot spots are not generally spherical. Rather, they tend to extend upward and forward more than they extend laterally. So the one-over-the-other configuration is much more likely to work in a neighborhood with hot spots

But there is an exception to that. If the 16-bay is close to the ground and the ground is bare extending toward the station, an efficient ground reflection is likely. This is another case of overlapping fields. But in this case, the hot spots are mainly arrayed vertically. The hot spots are likely close together vertically, but farther apart laterally. In this case, the side-by-side is the configuration more likely to work. The incoming wave is angled downward by only a couple of degrees, and so the ground reflection occurs on ground that extends perhaps hundreds of feet toward the station. If this ground is paved, dirt, water, or a grass lawn, then the reflection is efficient and will produce extremely weak cold spots. If it is covered with weeds, shrubbery, trees, or somebody's house then the reflection is scattered too randomly to have any effect on UHF reception.

An alternate explanation: (non-essential reading)

Two signals pass through each other without interacting. But an antenna will respond to the sum of the instantaneous signal voltages.



The fact that the author's hot spots are mostly orderly suggests that his neighborhood has two overlapping fields. That is, the signal is coming from two spots on the horizon. How far apart are those spots? This is found from the simple trig formula:

$$\theta = 2 \cdot \arcsin(\lambda / 2 \cdot D) \quad \text{where } \theta = \text{angle between fields}$$

$\lambda = \text{wavelength (16.3 inches for channel 56)}$   
 $D = \text{distance between hot spots (11 feet for channel 56)}$

$$\theta = 7.1^\circ$$

Thus the signal is coming over the horizon at two spots 7 degrees apart. A 4228 in a hot spot can pick up both of these signals. But a 16-bay side-by-side is too directional to be aimed at both. It will likely pick up twice as much of one signal but none of the other, and thus will equal the performance of a single 4228.

This seems like a completely different description based on a different phenomenon, but in fact the two descriptions are the same.

If you want to explore the locations of your hot spots, a Silver Sensor on a 10-foot pole is a good method. This antenna is small enough to fit in any hot spot, and probably strong enough for a digital-lock in a hot spot for your strongest station. If possible, work at about the elevation where you plan your permanent antenna. You will need a monitor positioned there so you can see the signal strength from the receiver. The distance between the hot spots will be roughly the same for all channels.

If your hot spots are too small both vertically and laterally, then a 16-bay might be out of the question. Your option then is to put each 4228 in its own hot spot. But this only works for one channel.

You might curse your bad luck if you find you have hot and cold spots. But you would be looking at it wrong. In fact, your neighborhood is concentrating the signal for you. An antenna in a hot spot can be at least 3 dB smaller than it would need to be in a "flat" neighborhood. Now, if only the hot spots never moved. But, that is another story...

### **Another reason this 16-bay antenna might not work**

Lets say you are 20-miles from the station but behind a big hill. Your 4228 mostly works, but you see some dropouts randomly. A 3 dB improvement will likely solve your problems.

But beyond 40 miles, weather affects UHF considerably. A 3 dB improvement will make some of the dropouts go away, but weather can always get worse. Every antenna improvement will help. But beyond 60 miles, it might not be possible to eliminate 100% of dropouts no mater how good your antenna is. Beyond 60 miles, solid reception on 9 out of 10 days is generally a good result.

This page is part of "An HDTV Primer", which starts at [www.hdtvprimer.com](http://www.hdtvprimer.com)  
REPRINTED IN THE VUD WITH PERMISSION OF THE AUTHOR.

---

**Those were the days!**  
Remember WRVR New York City??

**Choose all you want from Column A and  
all you want from Column B.  
An hour later you'll be hungry.....for more.  
*Eleven Hours of Jazz Daily***



## SIGN UP/Renewal form

Name \_\_\_\_\_

Address \_\_\_\_\_ Apt # \_\_\_\_\_

City \_\_\_\_\_ State/Prov \_\_\_\_\_ Zip \_\_\_\_\_

Country \_\_\_\_\_ Interests: TV ( ) FM ( ) 30-50( ) Weather( )

email address \_\_\_\_\_

Sign me up/renew me for: 1 year ( ) 2 years ( ) More ( )

Yearly dues \$24 (US), \$26 to (CANADA), \$10 (Electronic VUD)  
(Students get a discounted rate of \$15 yearly for the paper VUD.)

**Mail your dues to: WTFDA, P.O. Box 501, Somersville, CT USA 06072**

**Make your checks/money orders payable to: DAVE JANOWIAK**

**And *thanks* for your support of the WTFDA!**

Return this form with your dues or make a copy of it and return that.

### WTFDA BOARD OF DIRECTORS

Mike Bugaj, use the WTFDA Mailing address listed below	mbugaj@snet.net
Doug Smith, 1385 Old Clarksville Pike, Pleasant View, TN 37146-8098	w9wi@w9wi.com
Greg Coniglio, 11825 Genesee St., Alden, NY 14004	wgrc@rochester.rr.com
Bruce Hall, 5 Stirton Ave., Brantford, ON N3T 1E2	dbruceaa@hotmail.com
Dave Janowiak, 5023 S. 65 <sup>th</sup> St., Greenfield, WI 53220	tvdxr@hotmail.com

\*\*\*\*\*

### THE MAILBOX and all general club correspondence:

Mike Bugaj at WTFDA, PO Box 501, Somersville, CT 06072 mbugaj@snet.net

### SATELLITE NEWS

George Jensen, 4604 Antana Ave., Baltimore, MD 20206-4220 scisatman@aol.com

### TV NEWS

Doug Smith, 1385 Old Clarksville Pike, Pleasant View, TN 37146-8098 w9wi@w9wi.com

### FM NEWS

Steven Wiseblood, 28 LBJ Blvd., Brownville, TX 78521 stevenwisebl@hotmail.com

### PHOTO NEWS

Jeff Kruszka, 5024 S. Braxton Ave., Baton Rouge, LA 70817 jkruszka@bellsouth.net

### EASTERN TV DX

Matt Sittel, 15013 Eureux Circle, Bellevue, NE 68123 mcsittel@cox.net

### WESTERN TV DX

Victor Frank, 12450 Skyline Blvd., Woodside, CA 94062-4554 victor.frank@sri.com

### SOUTHERN FM

John Zondlo, 4009 Driftwood Cir., Yukon, OK 73099 sfm@fmdxweb.com

### NORTHERN FM

Keith McGinnis, 387 Shirley Street, Winthrop, MA 02152 longwave@comcast.net

### VERIFICATIONS AND QSL SIGNERS

Tom Yingling, 221 Pinewood Road, Baltimore, MD 21222-2345 ka3tcc@verizon.com

### TV and FM STATISTICS

Fred Nordquist, 7945 Boxford Road, Clay, NY 13041 nordquis@twcnny.rr.com

**BACK ISSUES** Dave Nieman, PO Box 17, Clarence, NY 14031-0017 nieman@localnet.com

*We have a large selection available for \$1.00 each. Email or write Dave for availability.*

**WEBSITE** Tim McVey Webmaster <http://www.anarc.org/wtfda/> tkmcvey@erols.com

**Please Remember to make your renewal checks payable to Dave Janowiak**  
**Checks made payable to WTFDA may be returned and your renewal may be delayed.**